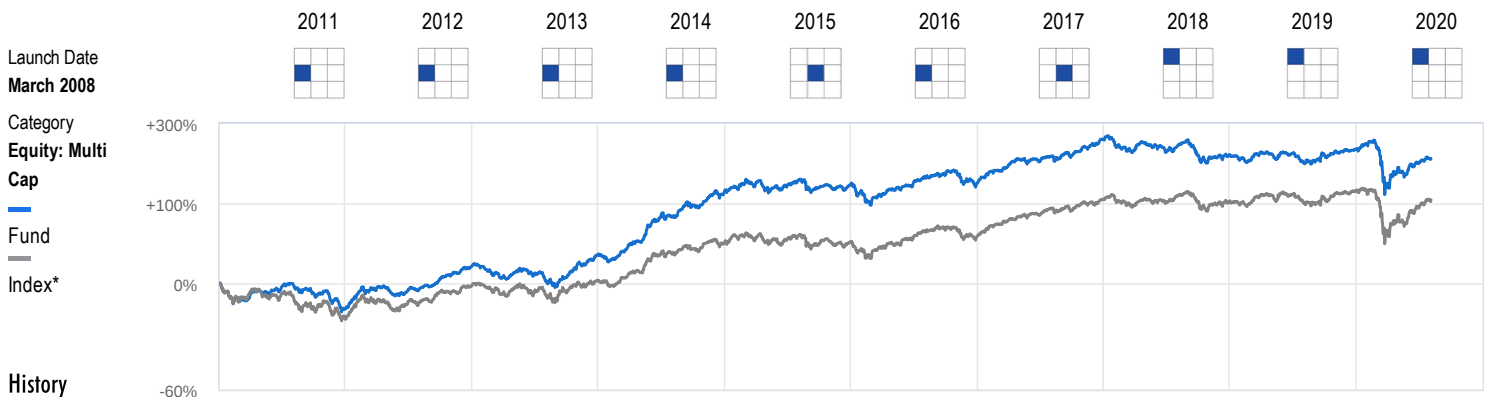


Invesco India Multicap Fund - Regular

Unrated



History

Rating	2011	2012	2013	2014	2015	2016	2017	2018	2019	2020	
Rating	★★★★	★★★★★	★★★★★	★★★★★	★★★★★	★★★★	★★★	★★★	Unrated	Unrated	Unrated
Nav(₹)	12.26	17.64	19.61	33.75	36.02	36.27	53.01	46.38	48.52	44.8200	
Quartile Ranking	2	4	2	4	3	4	2		4		
Total Return(%)	-19.24	43.60	11.17	72.11	6.73	0.69	46.15	-12.44	4.61	-8.33	
Index*	-26.42	33.20	4.93	38.93	0.45	5.15	37.60	-1.80	8.98	-7.10	
Rank (Funds/Category)	1/3	2/2	1/2	1/-	3/4	3/3	1/2	-/45	43/50	-/-	
Net Assets (₹Cr)	--	26	76	354	490	423	572	727	850	846	

Suitability


When you invest for five years or more, you can expect gains that comfortably beat the inflation rate as well as returns from fixed income options. But be prepared for ups and downs in your investment value along the way. This is a multi-cap fund where the fund management team has complete freedom to invest in companies of different sizes, depending on where it expects maximum gains. This versatility makes multi-cap funds most suitable for equity fund investors, as the job of stock selection is left completely to the fund manager, which is the very idea of investing in a mutual fund. Like for all equity funds, you must invest only through the SIP route. Click here to read a primer on SIP investing.

Taxability of earnings:

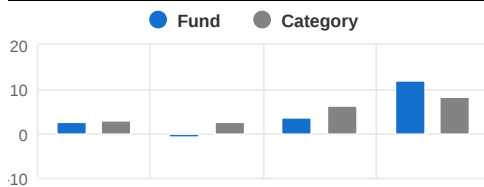
Capital gains: If the mutual fund units are sold after 1 year from the date of investment, gains upto Rs 1 lakh in a financial year are exempt from tax. Gains over Rs 1 lakh are taxed at the rate of 10%. If the mutual fund units are sold within 1 year from the date of investment, entire amount of gain is taxed at the rate of 15%. No tax is to be paid as long as you continue to hold the units.

Dividends: Dividends are added to the income of the investors and taxed according to their respective tax slabs. Further, if an investor's dividend income exceeds Rs. 5,000 in a financial year, the fund house also deducts a TDS of 10% before distributing the dividend.

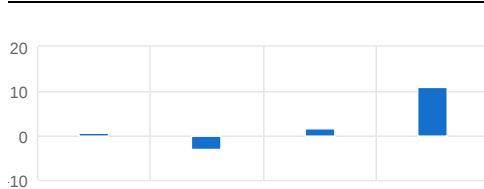
Expense Ratio (%)



Trailing Returns (%)



SIP Returns (%)



Risk Measures

	Fund	Index*	Cat Avg
Standard Deviation	23.36	21.74	21.28
Sharpe Ratio	-0.13	-0.02	-0.08
Beta	1.02	--	0.95
R-Squared	0.90	--	0.93
Sortino Ratio			

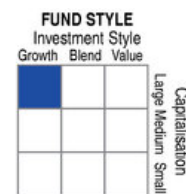
Alpha

Investment Information

AMC:	Invesco Asset Management (India) Pvt. Ltd
Website:	http://www.invescomutualfund.com
Registrar:	KFin Technologies Pvt Ltd.
Min Inv (₹):	1,000
Min SIP Inv (₹):	500
Exit Load:	For units in excess of 10% of the inv...
Nav	
Growth:	44.82
Dividend:	40.64

Portfolio Characteristics

Number of Stocks	39
Avg Mkt Cap (₹ Cr)	48,661
Portfolio P/B Ratio	3.78
Portfolio P/E Ratio	27.37
3Y Earnings Growth (%)	-6.01



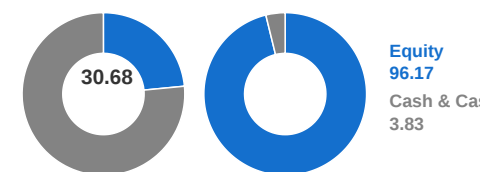
Top Holdings (%)

Company	Sector	3Y-Range	Assets
Reliance Industries	Energy	0.00-9.25	9.25
HDFC Bank	Financial	0.00-9.15	8.57
Infosys	Technology	0.00-6.01	4.99
ICICI Bank	Financial	0.00-6.94	4.20
Bharti Airtel	Communic...	0.00-3.88	3.67
Rallis India	Chemicals	1.39-3.43	3.43
Hindustan Unilever	FMCG	0.00-3.30	3.27
Sanofi India	Healthcare	0.00-3.18	3.02
Kotak Mahindra Bank	Financial	0.00-2.77	2.77
TVS Motor Co.	Automobile	0.00-2.78	2.57

Top Sector Weights (%)

	Fund	Category	3Y-Range
Financial	20.79	26.41	11.38-30.32
Services	12.35	4.56	8.87-18.89
Energy	12.23	10.57	0.00-12.98
Chemicals	9.12	5.43	6.15-12.87
Healthcare	7.27	8.67	3.09-11.30

Top 5 Holdings (%) Asset Allocation (%)



All data as on 04-Aug-2020

*S&P BSE 500 TRI