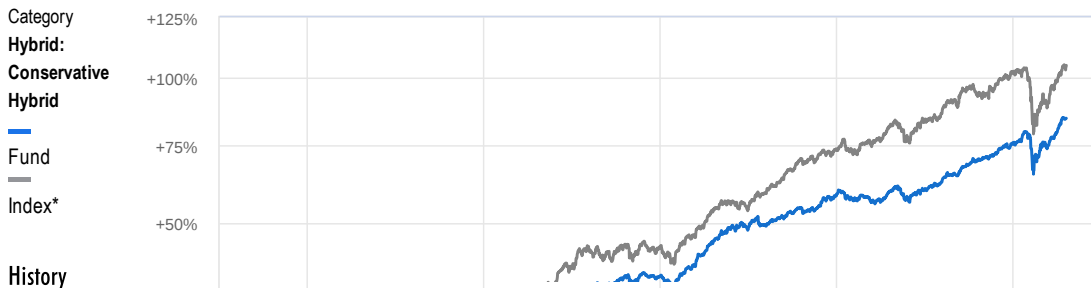


# LIC MF Debt Hybrid Fund - Regular



	2011	2012	2013	2014	2015	2016	2017	2018	2019	2020
Launch Date June 1998										



## History

Rating	★★	★	★	★	★★	★★	★★	★	★★	★★★★
Nav(₹)	31.99	35.24	38.25	42.60	44.36	48.89	52.12	52.69	57.50	60.4861
Quartile Ranking										
Total Return(%)	-2.44	10.10	8.53	11.38	4.13	10.21	6.62	1.07	9.14	5.19
Index*	-3.40	14.42	6.28	17.41	3.93	8.30	11.71	6.05	9.59	1.45
Rank (Funds/Category)	43/48	45/48	2/49	46/48	37/45	18/47	43/48	24/37	6/36	8/38
Net Assets (₹Cr)	76	51	84	71	69	104	113	78	66	64

## Suitability

Conservative hybrid funds invest roughly a quarter of your money in equity shares and the rest in bonds. These funds are suitable for those who cannot withstand too much volatility in the value of their investments and are content with moderate returns which are slightly higher than returns from fixed income options.

They may also suit those looking for a regular income from their accumulation. The debt portion of these funds provides a moderate, but steady stream of income. The small equity allocation though adds a bit of volatility, but helps boost returns to keep up with the rate of inflation over the long term.

Invest only if your investment horizon is three years or more. To derive dependable income with some degree of inflation protection, invest your accumulated savings in these funds gradually over at least a few months, and then maintain a withdrawal rate in the range of 4-6 per cent of the value of your investment every year.

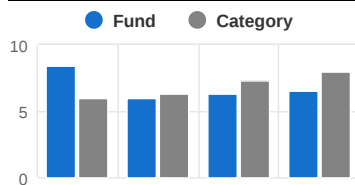
## Taxability of earnings:

**Capital gains:** If the mutual fund units are sold after 3 years from the date of investment, gains are taxed at the rate of 20% after providing the benefit of inflation indexation. If the mutual fund units are sold within 3 years from the date of investment, entire amount of gain is added to the investors' income and taxed according to the applicable slab rate. No tax is to be paid as long as you continue to hold the units.

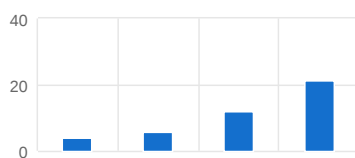
**Dividends:** Dividends are added to the income of the investors and taxed according to their respective tax slabs. Further, if an investor's dividend income exceeds Rs. 5,000 in a financial year, the fund house also deducts a TDS of 10% before distributing the dividend.

## Expense Ratio (%)

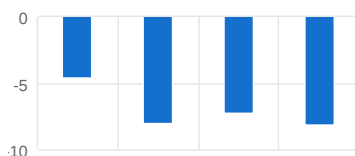
## Trailing Returns (%)



## Best (Period)



## Worst (Period)



## Risk Measures

	Fund	Index*	Cat Avg
Standard Deviation	3.82	6.56	7.10
Sharpe Ratio	0.19	0.16	-0.15

## Investment Information

AMC:	LIC Mutual Fund Asset Management Company Ltd
Website:	http://www.licmf.com
Registrar:	KFin Technologies Pvt Ltd.
Min Inv (₹):	5,000
Min SIP Inv (₹):	1,000
Exit Load:	For units in excess of 12% of the inv...
<b>Nav</b>	
Growth:	60.4861
Dividend Yearly:	12.1898

## Debt Fund Style



## Portfolio Characteristics

Avg maturity	4.65
52 week high	7.13
52 week low	2.54
YTM	5.22
Credit quality	AAA

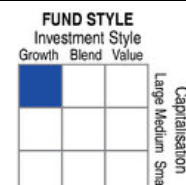
## Top Holdings Debt (%)

Company	Assetscompany	As
7.27% GOI 2026	28.80fosys	3
7.32% GOI 28/01/2024	19.39ICI Bank	2
6.18% GOI 2024	12.23estle India	1
8.29% State Bank of India 22...	8.33&T Infotech	1
6.79% GOI 15/05/2027	4.11industan Unilever	1

## Top Rating

SOV	66.48
AAA	8.43
Cash Equivalent	6.93

## Equity Fund Style



## Portfolio Characteristics

Avg Mkt Cap	1,68,832
PB / PE	3.72/26.34
Large-cap	22.46
Mid-cap	9.22
Small-cap	--

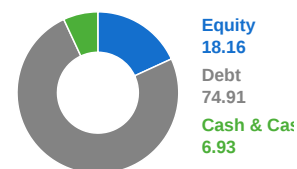
## Top Holdings Equity (%)

Company	Assetscompany	As
7.27% GOI 2026	28.80fosys	3
7.32% GOI 28/01/2024	19.39ICI Bank	2
6.18% GOI 2024	12.23estle India	1
8.29% State Bank of India 22...	8.33&T Infotech	1
6.79% GOI 15/05/2027	4.11industan Unilever	1

## Top Sector Weights (%)

Technology	5.93
Financial	4.32
FMCG	3.29
Energy	2.17
Healthcare	1.62

## Top 5 Holdings (%) Asset Allocation (%)



All data as on 06-Aug-2020

\*VR MIP TRI