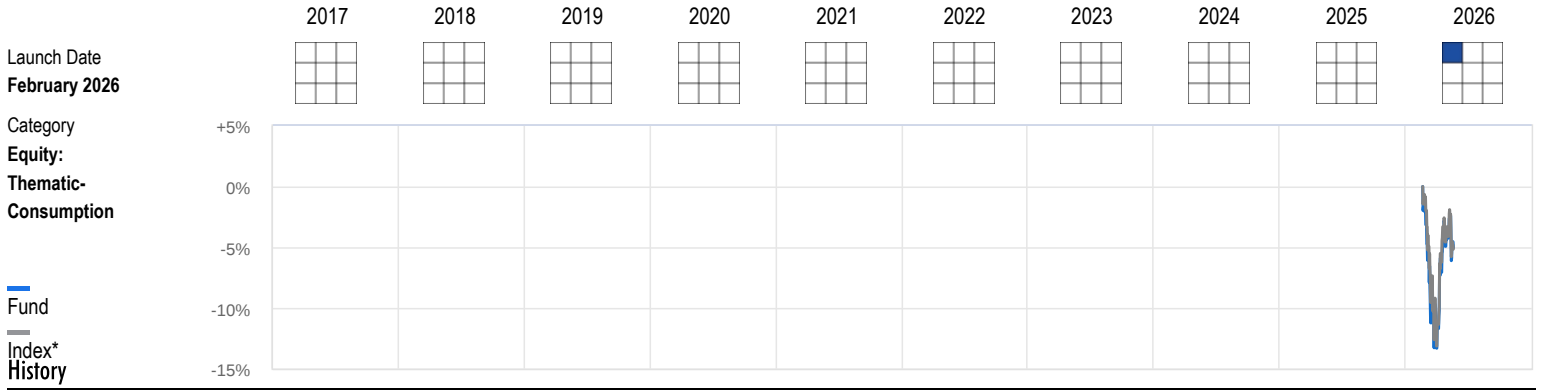


HDFC Nifty India Consumption Index Fund - Direct Plan

Unrated



Launch Date	February 2026
Rating	-
NAV(₹)	-
Quartile Ranking	-
Total Return(%)	-
Index*	-
Rank (Funds/Category)	-
Net Assets (₹Cr)	-

Suitability

Consumption funds are suitable for investors: Seeking exposure in shares of consumer-facing companies for high returns Aiming for long-term wealth creation

With a 5+ year investment horizon Who are at ease with the market's ups and downs

Note: Invest only through SIP Being passively managed, it replicates the portfolio of its chosen benchmark index.

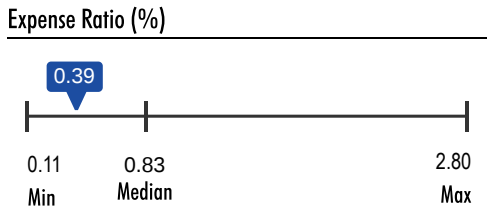
Taxability of earnings:

Capital gains:

- If the mutual fund units are sold after 1 year from the date of investment, gains upto Rs 1.25 lakh in a financial year are exempt from tax. Gains over Rs 1.25 lakh are taxed at the rate of 12.5%.
- If the mutual fund units are sold within 1 year from the date of investment, entire amount of gain is taxed at the rate of 20%.
- No tax is to be paid as long as you continue to hold the units.

Dividends:

- Dividends are added to the income of the investors and taxed according to their respective tax slabs. Further, if an investor's dividend income exceeds Rs. 10,000 in a financial year, the fund house also deducts a TDS of 10% before distributing the dividend.



Trailing Returns (%)

The underlying data is unavailable.

SIP Returns (%)

The underlying data is unavailable.

Investment Information

AMC: HDFC Asset Management Company Ltd
 Website: http://www.hdfcfund.com
 Registrar: Computer Age Management Ser...
 Min Inv (₹): 100
 Min SIP Inv (₹): 100
 Exit Load: Nil
NAV
 Growth: 9.49

Portfolio Characteristics

Number of Stocks	30
Avg Mkt Cap (₹ Cr)	2,76,245
Portfolio P/B Ratio	7.82
Portfolio P/E Ratio	37.00
3Y Earnings Growth (%)	--

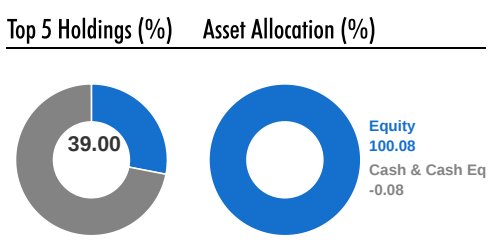


Top Holdings (%)

Company	Sector	3Y-Range	Assets
Bharti Airtel	Technology	9.48-10.08	9.67
ITC	Consumer ...	8.24-9.34	9.26
Mahindra & Mahindra	Consumer ...	8.45-9.26	8.45
Hindustan Unilever	Consumer ...	6.10-6.34	6.10
Titan Company	Consumer ...	5.46-5.52	5.52
Eternal	Technology	5.40-5.55	5.43
Maruti Suzuki India	Consumer ...	5.33-5.95	5.33
Bajaj Auto	Consumer ...	3.28-3.38	3.38
Asian Paints	Materials	3.28-3.37	3.37
Nestle India	Consumer ...	2.83-3.19	3.19

Top Sector Weights (%)

	Fund	Category	3Y-Range
Consumer Discretionary	37.06	37.55	37.06-39.28
Consumer Staples	29.59	26.82	28.21-29.59
Technology	16.23	13.70	16.10-16.88
Energy & Utilities	5.07	1.60	3.63-5.07
Healthcare	4.65	4.61	4.65-4.98



All data as on 18-May-2026

*BSE 500 TRI

Thinking of Investing in HDFC Nifty India Consumption Index Dir ?

Before you do, consider this:

Value Research Fund Advisor has analysed thousands of mutual funds to create a curated list of recommendations with the highest potential to achieve your financial goals. With our personalised advice and expert insights, you can build a successful mutual fund portfolio with confidence

Why choose Value Research Fund Advisor?



Personalized fund portfolios

Investment plans tailored to your investment goals, risk profile, and timeline



Top Mutual fund picks

Handpicked list of funds for every investing need, updated regularly



Buy Sell Hold guidance

Know which of your funds are investment worthy and which you should exit

[Start Now!](#)



Value Research
Fund Advisor

Expert Guidance for Every Investment Goal