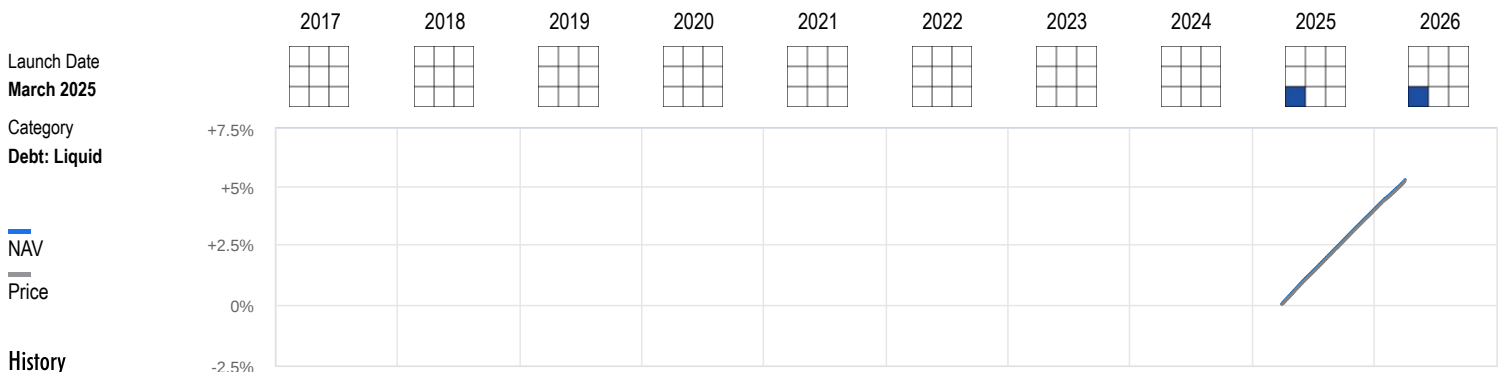


Angel One Nifty 1D Rate Liquid ETF - Growth

Unrated



History	2017	2018	2019	2020	2021	2022	2023	2024	2025	2026
Rating	-	-	-	-	-	-	-	-	Unrated	Unrated
NAV(₹)	-	-	-	-	-	-	-	-	1,040.84	1,053.4925
Quartile Ranking	■ ■ ■ ■ ■	■ ■ ■ ■ ■	■ ■ ■ ■ ■	■ ■ ■ ■ ■	■ ■ ■ ■ ■	■ ■ ■ ■ ■	■ ■ ■ ■ ■	■ ■ ■ ■ ■	■ ■ ■ ■ ■	■ ■ ■ ■ ■
Total Return(%)	-	-	-	-	-	-	-	-	--	1.22
Index*	-	-	-	-	-	-	-	-	4.68	-
Rank (Funds/Category)	-	-	-	-	-	-	-	-	-/-	47/58
Net Assets (₹Cr)	-	-	-	-	-	-	-	-	236	108

Suitability

This fund is mandated to invest in bonds having a maturity of up to three months. Being passively managed, it replicates the portfolio of its chosen benchmark index. Such funds are suitable to park the amount that you have set aside to meet any emergency needs or any surplus money that you don't need for a few weeks to a year. The risk of incurring a loss in these funds is negligible but they do not guarantee returns or safety of capital.

Taxability of earnings:

Capital gains:

- If investment is made on or after 1 April 2023:** Entire amount of gain is added to the investors' income and taxed according to the applicable slab rate.
- If investment is made before 1 April 2023:**
 - Sold within 1 year from the date of investment: Gains are added to the investors' income and taxed according to the applicable slab rate.
 - Sold after 1 year from the date of investment: Gains are taxed at the rate of 12.5%.
- No tax is to be paid as long as you continue to hold the units.

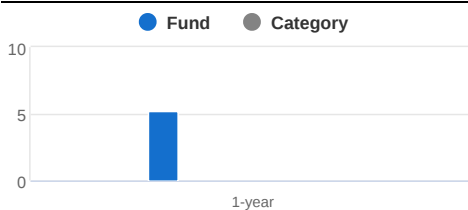
Dividends:

- Dividends are added to the income of the investors and taxed according to their respective tax slabs. Further, if an investor's dividend income exceeds Rs 10,000 in a financial year, the fund house also deducts a TDS of 10% before distributing the dividend.

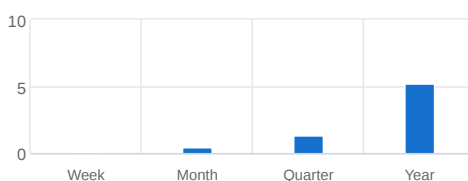
Expense Ratio (%)



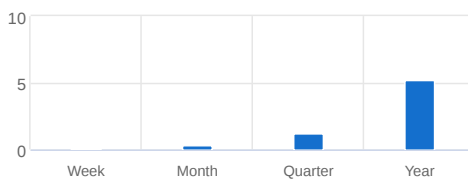
Trailing Returns (%)



Best Performance



Worst Performance



Risk Measures

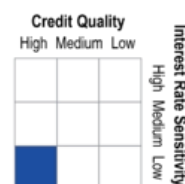
	Fund	Index*	Cat avg
Standard Deviation	--	--	0.19
Sharpe Ratio	--	--	2.60

Investment Information

AMC:	Angel One Asset Management Company Ltd.
Website:	
Registrar:	Computer Age Management Ser...
Min Inv (₹):	1,000
Min SIP Inv (₹):	--
Exit Load:	Nil
NAV	
Growth:	1,053.4925

Portfolio Characteristics

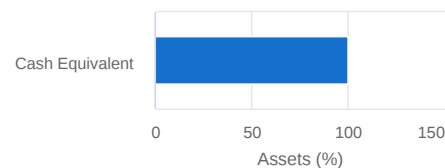
Number of Securities	--
Average Maturity (yrs)	0.00
Avg Maturity 52W High (yrs)	0.01
Avg Maturity 52W Low (yrs)	0.00
Avg Credit Rating	Cash



Top Holdings (%)

The underlying data is unavailable.

Credit Rating Break-up (%)



Instrument Break-up (%)

The underlying data is unavailable.

All data as on 02-Apr-2026

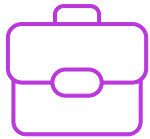
*Index

Thinking of Investing in Angel One Nifty 1D Rate Liquid ETF-Growth ?

Before you do, consider this:

Value Research Fund Advisor has analysed thousands of mutual funds to create a curated list of recommendations with the highest potential to achieve your financial goals. With our personalised advice and expert insights, you can build a successful mutual fund portfolio with confidence

Why choose Value Research Fund Advisor?



Personalized fund portfolios

Investment plans tailored to your investment goals, risk profile, and timeline



Top Mutual fund picks

Handpicked list of funds for every investing need, updated regularly



Buy Sell Hold guidance

Know which of your funds are investment worthy and which you should exit

[Start Now!](#)



Value Research
Fund Advisor

Expert Guidance for Every Investment Goal