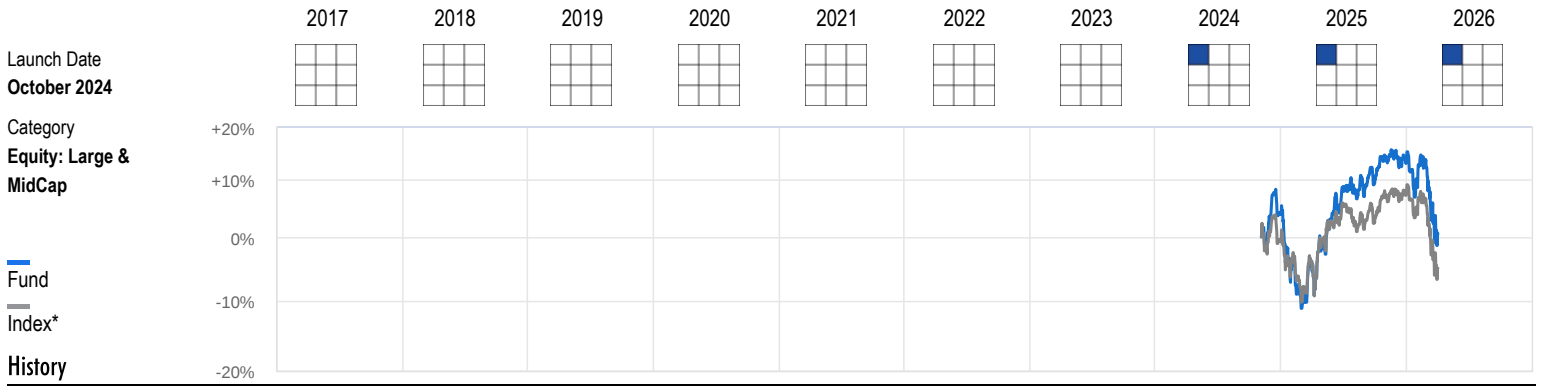


Helios Large & Mid Cap Fund - Direct Plan

Unrated



Launch Date	2017	2018	2019	2020	2021	2022	2023	2024	2025	2026
October 2024										
Category	Equity: Large & MidCap									
Rating	-	-	-	-	-	-	-	Unrated	Unrated	Unrated
NAV(₹)	-	-	-	-	-	-	-	10.27	11.28	9.9200
Quartile Ranking									1	4
Total Return(%)	-	-	-	-	-	-	-	--	9.83	-12.06
Index*	-	-	-	-	-	-	-	14.27	8.93	-12.16
Rank (Funds/Category)	-	-	-	-	-	-	-	-/-	4/54	40/53
Net Assets (₹Cr)	-	-	-	-	-	-	-	238	671	739

Suitability

This fund is mandated to invest at least 35 per cent of its assets each in large-cap and mid-cap stocks. The investment mandate offers reasonable degree of flexibility to the fund management team to invest in companies of different sizes, depending on where it expects maximum gains. This makes them suitable to be the core holdings in the portfolio of an equity investor for long-term wealth creation. But invest only if you have an investment horizon of more than five years, and do so only through the SIP route.

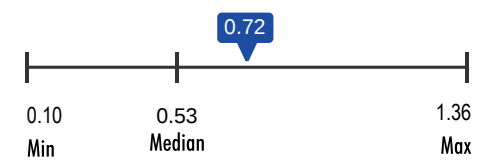
Taxability of earnings:

- Capital gains:**
- If the mutual fund units are sold after 1 year from the date of investment, gains upto Rs 1.25 lakh in a financial year are exempt from tax. Gains over Rs 1.25 lakh are taxed at the rate of 12.5%.
 - If the mutual fund units are sold within 1 year from the date of investment, entire amount of gain is taxed at the rate of 20%.
 - No tax is to be paid as long as you continue to hold the units.

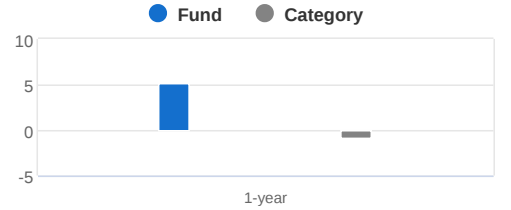
Dividends:

- Dividends are added to the income of the investors and taxed according to their respective tax slabs. Further, if an investor's dividend income exceeds Rs. 10,000 in a financial year, the fund house also deducts a TDS of 10% before distributing the dividend.

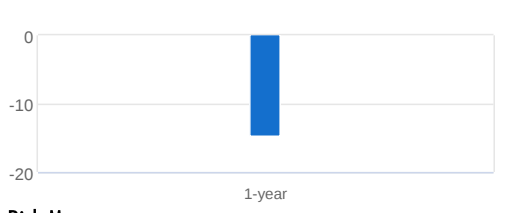
Expense Ratio (%)



Trailing Returns (%)



SIP Returns (%)



Risk Measures

	Fund	Index*	Cat avg
Standard Deviation	--	14.15	15.89
Sharpe Ratio	--	0.48	0.61
Beta	--	--	1.04
R-Squared	--	--	0.88
Sortino Ratio			
Alpha			

Investment Information

AMC:	Helios Capital Asset Management (India) Pvt. Ltd.
Website:	https://www.heliosmf.in/
Registrar:	Computer Age Management Ser...
Min Inv (₹):	5,000
Min SIP Inv (₹):	1,000
Exit Load:	For units in excess of 10% of the inv...
NAV	
Growth:	9.92
IDCW:	9.92

Portfolio Characteristics

Number of Stocks	54
Avg Mkt Cap (₹ Cr)	2,10,758
Portfolio P/B Ratio	4.25
Portfolio P/E Ratio	26.96
3Y Earnings Growth (%)	32.07




Top Holdings (%)

Company	Sector	3Y-Range	Assets
HDFC Bank	Financial	4.55-7.68	4.55
ICICI Bank	Financial	4.47-8.04	4.50
Reliance Industries	Energy & ...	0.00-4.86	4.25
Adani Ports and Special...	Industrials	2.45-4.18	4.18
Larsen & Toubro	Industrials	0.00-3.67	3.67
Eternal	Technology	2.26-4.38	3.44
State Bank of India	Financial	1.84-3.66	3.41
Hindustan Petroleum C...	Energy & ...	0.00-4.35	3.10
Bajaj Finance	Financial	0.00-3.82	2.85
One97 Communications	Industrials	2.73-4.47	2.74

Top Sector Weights (%)

	Fund	Category	3Y-Range
Financial	34.94	30.31	33.02-42.80
Industrials	24.00	12.98	10.45-24.00
Energy & Utilities	11.31	4.58	3.81-12.57
Technology	7.05	9.89	7.05-25.84
Consumer Discretionary	6.59	13.93	1.85-8.23

Top 5 Holdings (%) Asset Allocation (%)



All data as on 02-Apr-2026

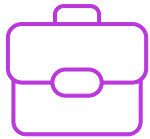
*BSE Large Mid Cap TRI

Thinking of Investing in Helios Large & Mid Cap Dir ?

Before you do, consider this:

Value Research Fund Advisor has analysed thousands of mutual funds to create a curated list of recommendations with the highest potential to achieve your financial goals. With our personalised advice and expert insights, you can build a successful mutual fund portfolio with confidence

Why choose Value Research Fund Advisor?



Personalized fund portfolios

Investment plans tailored to your investment goals, risk profile, and timeline



Top Mutual fund picks

Handpicked list of funds for every investing need, updated regularly



Buy Sell Hold guidance

Know which of your funds are investment worthy and which you should exit

[Start Now!](#)



Value Research
Fund Advisor

Expert Guidance for Every Investment Goal