

Rating	-	-	-	-	-	-	-	Unrated	Unrated	Unrated
NAV(₹)	-	-	-	-	-	-	-	10.87	12.23	11.3800
Quartile Ranking									4	3
Total Return(%)	-	-	-	-	-	-	-	--	12.51	-6.95
Index*	-	-	-	-	-	-	-	7.09	16.66	-9.56
Rank (Funds/Category)	-	-	-	-	-	-	-	-/-	31/33	21/40
Net Assets (₹Cr)	-	-	-	-	-	-	-	148	213	191

### Suitability

This fund is mandated to invest at least 80 per cent of its assets in the shares of banks and financial services companies. Given their narrowly defined investment mandate, you should invest in such funds only if you have a deep conviction on the prospects of the banking sector. If not, you should opt for flexi-cap funds which have a much broader investment mandate. But if you do invest, you must do so only if you have an investment horizon of more than seven years. Investing through the SIP route is recommended.

### Taxability of earnings:

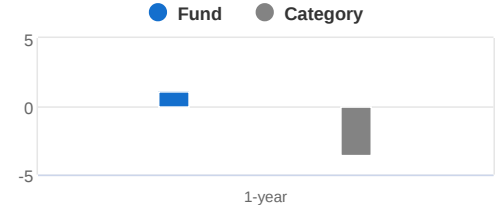
- Capital gains:**
- If the mutual fund units are sold after 1 year from the date of investment, gains upto Rs 1.25 lakh in a financial year are exempt from tax. Gains over Rs 1.25 lakh are taxed at the rate of 12.5%.
  - If the mutual fund units are sold within 1 year from the date of investment, entire amount of gain is taxed at the rate of 20%.
  - No tax is to be paid as long as you continue to hold the units.

- Dividends:**
- Dividends are added to the income of the investors and taxed according to their respective tax slabs. Further, if an investor's dividend income exceeds Rs. 10,000 in a financial year, the fund house also deducts a TDS of 10% before distributing the dividend.

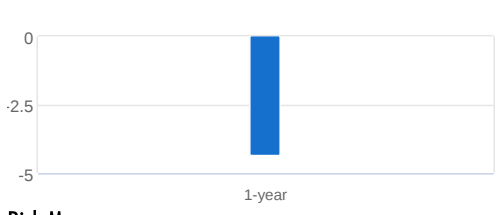
### Expense Ratio (%)



### Trailing Returns (%)



### SIP Returns (%)



### Risk Measures

	Fund	Index*	Cat avg
Standard Deviation	--	16.28	15.90
Sharpe Ratio	--	0.25	0.57
Beta	--	--	0.92
R-Squared	--	--	0.89
Sortino Ratio	--	0.28	0.74
Alpha	--	--	5.43

### Investment Information

AMC: Helios Capital Asset Management (India) Pvt. Ltd.  
 Website: <https://www.heliosmf.in/>  
 Registrar: Computer Age Management Ser...  
 Min Inv (₹): 5,000  
 Min SIP Inv (₹): 1,000  
 Exit Load: For units in excess of 10% of the inv...  
**NAV**  
 Growth: 11.38  
 IDCW: 11.38

### Portfolio Characteristics

Number of Stocks	24
Avg Mkt Cap (₹ Cr)	2,36,583
Portfolio P/B Ratio	2.72
Portfolio P/E Ratio	18.81
3Y Earnings Growth (%)	--




### Top Holdings (%)

Company	Sector	3Y-Range	Assets
HDFC Bank	Financial	12.05-23.55	16.10
ICICI Bank	Financial	10.81-14.94	12.88
State Bank of India	Financial	2.78-9.27	7.07
Bajaj Finance	Financial	0.00-8.34	6.31
One97 Communications	Industrials	1.34-6.16	5.91
MCX	Financial	0.00-5.96	5.59
Kotak Mahindra Bank	Financial	0.00-4.90	4.69
Shriram Finance	Financial	2.22-4.45	4.21
Muthoot Finance	Financial	0.00-4.09	3.91
Axis Bank	Financial	0.00-9.56	3.91

### Top Sector Weights (%)

	Fund	Category	3Y-Range
Financial	93.65	97.64	88.77-95.82
Industrials	5.91	0.78	1.34-6.16

### Top 5 Holdings (%) Asset Allocation (%)



All data as on 18-May-2026

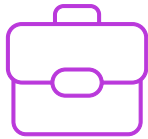
\*BSE Bankex TRI

# Thinking of Investing in Helios Financial Services Dir ?

## Before you do, consider this:

Value Research Fund Advisor has analysed thousands of mutual funds to create a curated list of recommendations with the highest potential to achieve your financial goals. With our personalised advice and expert insights, you can build a successful mutual fund portfolio with confidence

## Why choose Value Research Fund Advisor?



### Personalized fund portfolios

Investment plans tailored to your investment goals, risk profile, and timeline



### Top Mutual fund picks

Handpicked list of funds for every investing need, updated regularly



### Buy Sell Hold guidance

Know which of your funds are investment worthy and which you should exit

[Start Now!](#)



**Value Research**  
**Fund Advisor**

Expert Guidance for Every Investment Goal