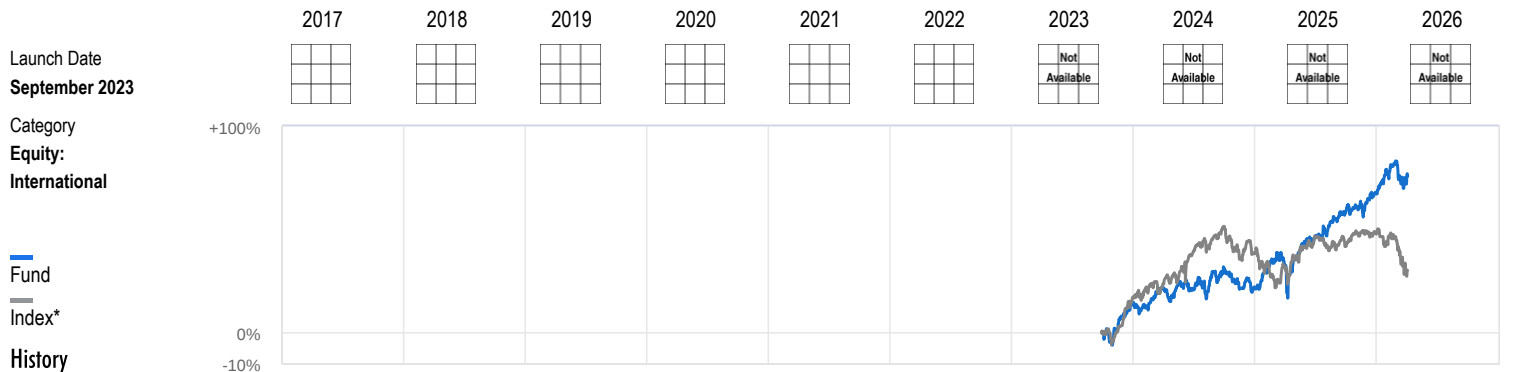


Motilal Oswal Developed Market Ex US ETFs Overseas Equity Passive FoF - Direct Plan

Unrated



Rating	-	-	-	-	-	-	Unrated	Unrated	Unrated	Unrated
NAV(₹)	-	-	-	-	-	-	10.89	11.42	15.70	16.6632
Quartile Ranking								4	2	
Total Return(%)	-	-	-	-	-	-	--	4.85	37.52	6.12
Index*	-	-	-	-	-	-	26.55	15.67	7.63	-12.19
Rank (Funds/Category)	-	-	-	-	-	-	-/-	52/62	17/60	-/-
Net Assets (₹Cr)	-	-	-	-	-	-	12	28	34	38

Suitability

This fund invests mainly in the shares of foreign companies listed outside India. Being a fund of funds, it invests its assets in a set of mutual fund schemes instead of the underlying securities directly.

International equity funds are suitable to invest a part of your money for diversification, so that if the Indian markets are going through a sharp correction a portion of your money is insulated.

But invest in them only if you have an investment horizon of more than five years, and do so only through the SIP route.

Taxability of earnings:

Capital gains:

The following tax treatment is based upon last 12-months asset allocation and may vary from other funds in the category.

- If the mutual fund units are sold after 2 years from the date of investment, gains are taxed at the rate of 12.5%.
- If the mutual fund units are sold within 2 years from the date of investment, entire amount of gain is added to the investors' income and taxed according to the applicable slab rate.
- No tax is to be paid as long as you continue to hold the units.

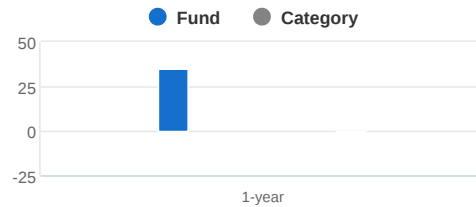
Dividends:

- Dividends are added to the income of the investors and taxed according to their respective tax slabs. Further, if an investor's dividend income exceeds Rs 10,000 in a financial year, the fund house also deducts a TDS of 10% before distributing the dividend.

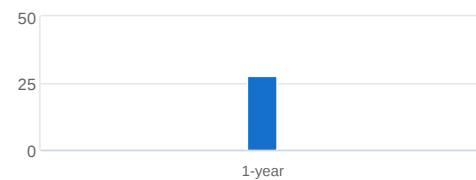
Expense Ratio (%)



Trailing Returns (%)



SIP Returns (%)



Risk Measures

	Fund	Index*	Cat avg
Standard Deviation	--	14.63	
Sharpe Ratio	--	0.49	
Beta	--	--	
R-Squared	--	--	
Sortino Ratio			
Alpha			

Investment Information

AMC:	Motilal Oswal Asset Management Company Ltd.
Website:	http://www.motilaloswalmf.com
Registrar:	KFin Technologies Ltd.
Min Inv (₹):	500
Min SIP Inv (₹):	500
Exit Load:	1% for redemption within 15 days
NAV	
Growth:	16.66

Portfolio Characteristics

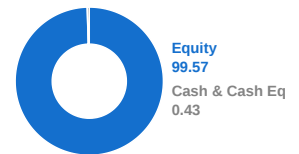
Number of Stocks	
Avg Mkt Cap (₹ Cr)	
Portfolio P/B Ratio*	
Portfolio P/E Ratio*	
3Y Earnings Growth (%)	

Top Holdings (%)

Company	Sector	3Y-Range	Assets
iShares MSCI EAFE ETF	Unspecified	-	74.07
SPDR Portfolio Develop...	Unspecified	-	25.50

Top 5 Holdings (%) Asset Allocation (%)

The underlying data is unavailable.



Thinking of Investing in Motilal Oswal Developed Mkt Ex US ETFs Ovrsees Eqt Pass FoF Dir ?

Before you do, consider this:

Value Research Fund Advisor has analysed thousands of mutual funds to create a curated list of recommendations with the highest potential to achieve your financial goals. With our personalised advice and expert insights, you can build a successful mutual fund portfolio with confidence

Why choose Value Research Fund Advisor?



Personalized fund portfolios

Investment plans tailored to your investment goals, risk profile, and timeline



Top Mutual fund picks

Handpicked list of funds for every investing need, updated regularly



Buy Sell Hold guidance

Know which of your funds are investment worthy and which you should exit

[Start Now!](#)



Value Research
Fund Advisor

Expert Guidance for Every Investment Goal