

Rating	-	-	-	-	-	-	Unrated	Unrated	Unrated	Unrated
NAV(₹)	-	-	-	-	-	-	15.32	21.73	24.07	27.8960
Quartile Ranking								1	2	
Total Return(%)	-	-	-	-	-	-	--	41.48	10.75	15.91
Index*	-	-	-	-	-	-	26.55	15.67	7.63	-6.04
Rank (Funds/Category)	-	-	-	-	-	-	-/-	2/59	13/44	-/-
Net Assets (₹Cr)	-	-	-	-	-	-	1,849	4,647	7,391	9,124

Suitability

Such thematic funds are avoidable for most investors because:

- They have a narrow investment focus
- Instead, diversified equity funds which invest across sectors/themes are better
- If you still choose to invest:
 - Invest only through SIP
 - Have a 7+ year investment horizon
 - Be prepared to withstand interim sharp declines in investment value

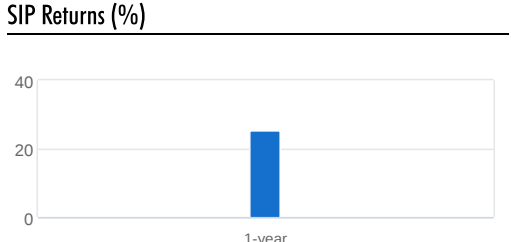
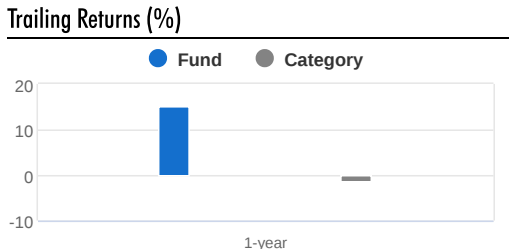
Taxability of earnings:

Capital gains:

- If the mutual fund units are sold after 1 year from the date of investment, gains upto Rs 1.25 lakh in a financial year are exempt from tax. Gains over Rs 1.25 lakh are taxed at the rate of 12.5%.
- If the mutual fund units are sold within 1 year from the date of investment, entire amount of gain is taxed at the rate of 20%.
- No tax is to be paid as long as you continue to hold the units.

Dividends:

- Dividends are added to the income of the investors and taxed according to their respective tax slabs. Further, if an investor's dividend income exceeds Rs. 10,000 in a financial year, the fund house also deducts a TDS of 10% before distributing the dividend.



Risk Measures

	Fund	Index*	Cat avg
Standard Deviation	--	15.46	
Sharpe Ratio	--	0.60	
Beta	--	--	
R-Squared	--	--	
Sortino Ratio	--	0.77	
Alpha	--	--	

Investment Information

AMC: HDFC Asset Management Company Ltd
 Website: <http://www.hdfcfund.com>
 Registrar: Computer Age Management Ser...
 Min Inv (₹): 100
 Min SIP Inv (₹): 100
 Exit Load: 1% for redemption within 1 year

NAV

Growth: 27.90
 IDCW: 27.90

Portfolio Characteristics

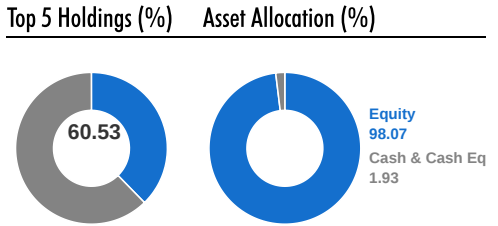
Number of Stocks	22
Avg Mkt Cap (₹ Cr)	70,382
Portfolio P/B Ratio	9.53
Portfolio P/E Ratio	56.83
3Y Earnings Growth (%)	--

Top Holdings (%)

Company	Sector	3Y-Range	Assets
Bharat Electronics	Industrials	6.83-21.72	16.55
Bharat Forge	Consumer ...	0.00-15.72	14.57
Hindustan Aero	Industrials	4.65-22.41	12.96
Solar Industries India	Materials	0.00-16.18	10.79
MTAR Technologies	Industrials	2.27-9.42	5.66
BEML	Industrials	3.29-10.49	5.66
Astra Microwave Products	Technology	0.00-9.10	5.08
Bharat Dynamics	Industrials	0.00-5.92	4.49
Eicher Motors	Consumer ...	0.00-4.46	4.29
Premier Explosives	Materials	0.00-8.09	2.87

Top Sector Weights (%)

	Fund	Category	3Y-Range
Industrials	57.5	15.94	35.72-80.23
Consumer Discretionary	21.01	11.07	0-22.09
Materials	13.66	16.47	1.15-19.3
Technology	5.9	10.01	4.86-23.73



All data as on 18-May-2026

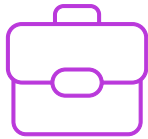
*BSE 500 TRI

Thinking of Investing in HDFC Defence Dir ?

Before you do, consider this:

Value Research Fund Advisor has analysed thousands of mutual funds to create a curated list of recommendations with the highest potential to achieve your financial goals. With our personalised advice and expert insights, you can build a successful mutual fund portfolio with confidence

Why choose Value Research Fund Advisor?



Personalized fund portfolios

Investment plans tailored to your investment goals, risk profile, and timeline



Top Mutual fund picks

Handpicked list of funds for every investing need, updated regularly



Buy Sell Hold guidance

Know which of your funds are investment worthy and which you should exit

[Start Now!](#)



Value Research
Fund Advisor

Expert Guidance for Every Investment Goal