

Launch Date	2017	2018	2019	2020	2021	2022	2023	2024	2025	2026
Category	Debt: Corporate Bond									
Rating	-	-	-	-	-	-	Unrated	★★	★	★
NAV(₹)	-	-	-	-	-	-	1,066.63	1,152.10	1,234.21	1,239.1876
Quartile Ranking	[Progressive bars from 2017 to 2026]									
Total Return(%)	-	-	-	-	-	-	--	7.95	7.13	0.40
Index*	-	-	-	-	-	-	6.91	8.39	5.37	-
Rank (Funds/Category)	-	-	-	-	-	-	-/-	21/21	20/21	8/21
Net Assets (₹Cr)	-	-	-	-	-	-	127	66	20	125

Suitability

This fund is mandated to invest at least 80 per cent of its assets in high-grade corporate bonds rated AA+ and above.

Such funds are suitable for a short investment horizon of two to three years, or for the fixed-income allocation in your longer-term portfolio. You can expect to earn higher returns than what a bank fixed deposit can fetch. Such funds are usually associated with low credit risk. But they do not guarantee returns or safety of capital.

Taxability of earnings:

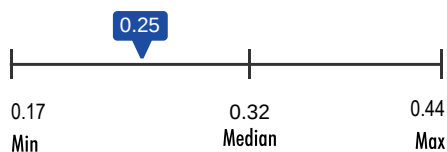
Capital gains:

- If investment is made on or after 1 April 2023:** Entire amount of gain is added to the investors' income and taxed according to the applicable slab rate.
- If investment is made before 1 April 2023:**
 - Sold within 2 years from the date of investment: Gains are added to the investors' income and taxed according to the applicable slab rate.
 - Sold after 2 years from the date of investment: Gains are taxed at the rate of 12.5%.
- No tax is to be paid as long as you continue to hold the units.

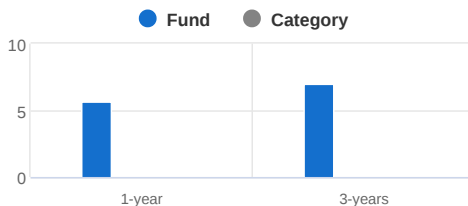
Dividends:

- Dividends are added to the income of the investors and taxed according to their respective tax slabs. Further, if an investor's dividend income exceeds Rs 10,000 in a financial year, the fund house also deducts a TDS of 10% before distributing the dividend.

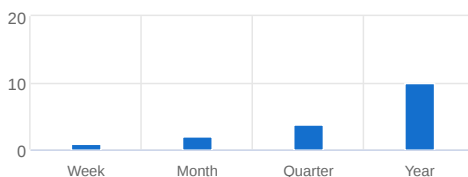
Expense Ratio (%)



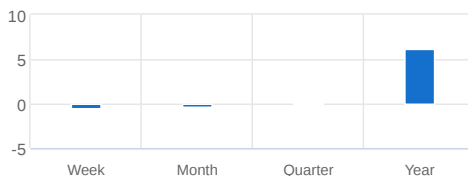
Trailing Returns (%)



Best Performance



Worst Performance



Risk Measures

	Fund	Index*	Cat avg
Standard Deviation	1.30		1.35
Sharpe Ratio	0.56		0.86

Investment Information

AMC: Trust Asset Management Pvt. Ltd.
 Website: <https://www.trustmf.com>
 Registrar: KFin Technologies Ltd.
 Min Inv (₹): 1,000
 Min SIP Inv (₹): 1,000
 Exit Load: Nil
NAV
 Growth: 1,239.1876
 IDCW Monthly: 1,166.3021

Portfolio Characteristics

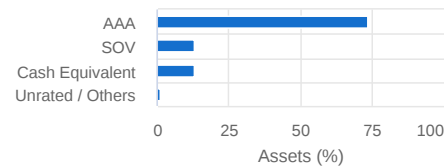
Number of Securities	15
Average Maturity (yrs)	2.16
Avg Maturity 52W High (yrs)	5.75
Avg Maturity 52W Low (yrs)	1.96
Avg Credit Rating	AAA



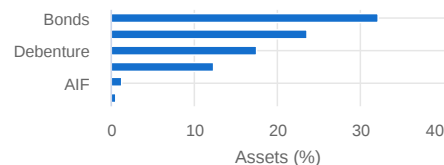
Top Holdings (%)

Company	Instrument	Assets
7.48% National Ban...	Bonds	12.13
7.77% REC 2028	Non Convertible Debent...	11.39
7.35% Export-Impor...	Bonds	10.93
6.47% Indian Railw...	Bonds	8.73
6.75% GOI 2029	GOI Securities	8.20
7.60% Power Fin. C...	Non Convertible Debent...	8.13
7.70% HDFC Bank ...	Debenture	8.11
7.04% GOI 2029	GOI Securities	4.13
7.93% LIC Housing ...	Debenture	4.05
7.68% Small Industr...	Non Convertible Debent...	4.04

Credit Rating Break-up (%)



Instrument Break-up (%)



Thinking of Investing in TRUSTMF Corporate Bond Dir ?

Before you do, consider this:

Value Research Fund Advisor has analysed thousands of mutual funds to create a curated list of recommendations with the highest potential to achieve your financial goals. With our personalised advice and expert insights, you can build a successful mutual fund portfolio with confidence

Why choose Value Research Fund Advisor?



Personalized fund portfolios

Investment plans tailored to your investment goals, risk profile, and timeline



Top Mutual fund picks

Handpicked list of funds for every investing need, updated regularly



Buy Sell Hold guidance

Know which of your funds are investment worthy and which you should exit

[Start Now!](#)



Value Research
Fund Advisor

Expert Guidance for Every Investment Goal