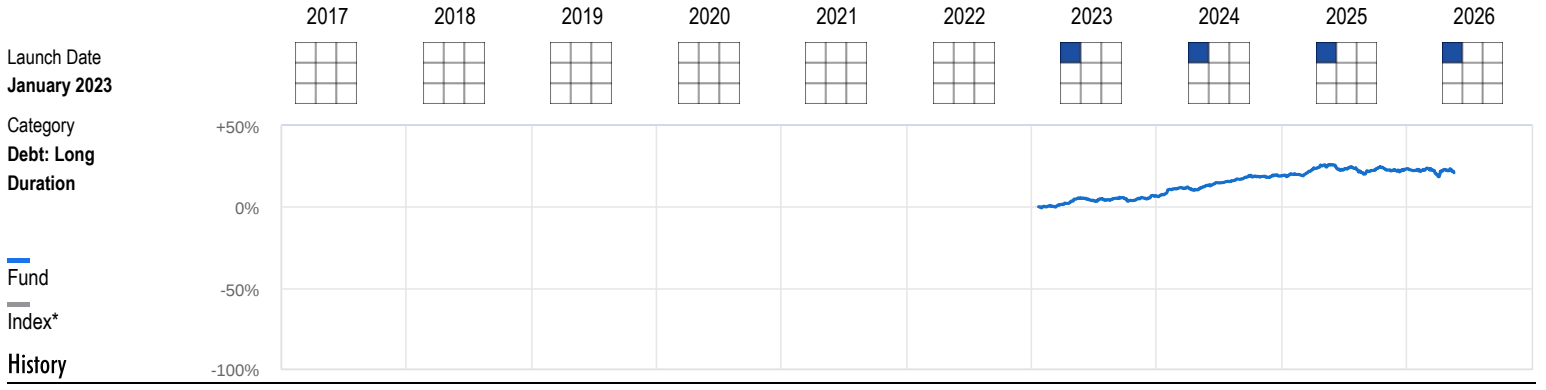


# HDFC Long Duration Debt Fund - Direct Plan

Unrated



Rating	-	-	-	-	-	-	Unrated	Unrated	Unrated	Unrated
NAV(₹)	-	-	-	-	-	-	10.69	11.94	12.35	12.0979
Quartile Ranking	■ ■ ■ ■ ■		■ ■ ■ ■ ■		■ ■ ■ ■ ■		■ ■ ■ ■ ■ <b>2</b>		■ ■ ■ ■ ■ <b>3</b>	
Total Return(%)	-	-	-	-	-	-	--	11.67	3.41	-2.04
Index*	-	-	-	-	-	-	-	-	-	-
Rank (Funds/Category)	-	-	-	-	-	-	-/-	2/7	8/11	11/11
Net Assets (₹Cr)	-	-	-	-	-	-	1,498	5,684	4,526	3,308

**Suitability**

This fund is mandated to invest in bonds such that the duration of the portfolio is greater than seven years. Over this time frame, you should expect such funds to earn better returns than what a bank fixed deposit of a similar duration can fetch. The risk of incurring a loss in these funds over the said time frame is low, but they can be fairly volatile in response to changes in interest rates. They are not suitable if your aim is to build wealth in the long run.

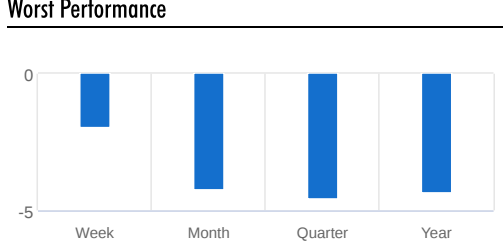
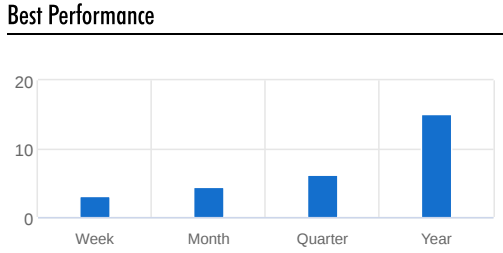
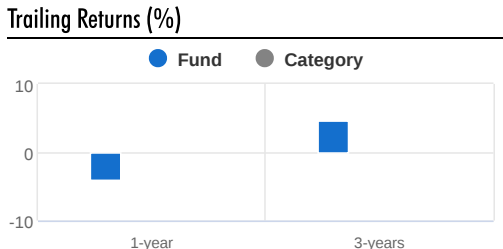
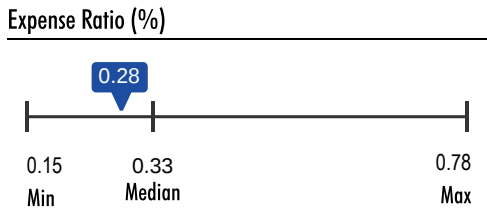
**Taxability of earnings:**

**Capital gains:**

- If investment is made on or after 1 April 2023:** Entire amount of gain is added to the investors' income and taxed according to the applicable slab rate.
- If investment is made before 1 April 2023:**
  - Sold within 2 years from the date of investment: Gains are added to the investors' income and taxed according to the applicable slab rate.
  - Sold after 2 years from the date of investment: Gains are taxed at the rate of 12.5%.
- No tax is to be paid as long as you continue to hold the units.

**Dividends:**

- Dividends are added to the income of the investors and taxed according to their respective tax slabs. Further, if an investor's dividend income exceeds Rs 10,000 in a financial year, the fund house also deducts a TDS of 10% before distributing the dividend.



**Risk Measures**

	Fund	Index*	Cat avg
Standard Deviation	5.17		4.50
Sharpe Ratio	-0.05		0.00

**Investment Information**

AMC: HDFC Asset Management Company Ltd  
 Website: <http://www.hdfcfund.com>  
 Registrar: Computer Age Management Ser...  
 Min Inv (₹): 100  
 Min SIP Inv (₹): 100  
 Exit Load: Nil

**NAV**

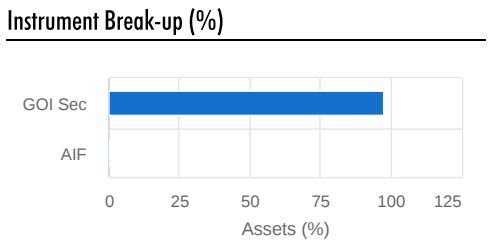
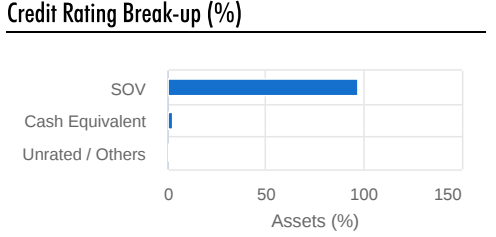
Growth: 12.0979  
 IDCW: 10.1374

**Portfolio Characteristics**

Number of Securities	11
Average Maturity (yrs)	29.14
Avg Maturity 52W High (yrs)	30.07
Avg Maturity 52W Low (yrs)	28.88
Avg Credit Rating	AAA

**Top Holdings (%)**

Company	Instrument	Assets
7.30% GOI 2053	GOI Securities	32.75
7.09% GOI 2054	GOI Securities	17.64
7.36% GOI 2052	GOI Securities	15.89
7.34% GOI 2064	GOI Securities	13.96
6.99% GOI 2051	GOI Securities	5.23
6.90% GOI 2065	GOI Securities	4.86
7.24% GOI 2055	GOI Securities	2.47
6.62% GOI 2051	GOI Securities	2.16
7.16% GOI 2050	GOI Securities	1.44
6.67% GOI 2050	GOI Securities	0.95



All data as on 18-May-2026

\*Index

# Thinking of Investing in HDFC Long Duration Debt Dir ?

## Before you do, consider this:

Value Research Fund Advisor has analysed thousands of mutual funds to create a curated list of recommendations with the highest potential to achieve your financial goals. With our personalised advice and expert insights, you can build a successful mutual fund portfolio with confidence

## Why choose Value Research Fund Advisor?



### Personalized fund portfolios

Investment plans tailored to your investment goals, risk profile, and timeline



### Top Mutual fund picks

Handpicked list of funds for every investing need, updated regularly



### Buy Sell Hold guidance

Know which of your funds are investment worthy and which you should exit

[Start Now!](#)



Expert Guidance for Every Investment Goal