

Rating	-	-	-	-	-	Unrated	Unrated	Unrated	Unrated	Unrated
NAV(₹)	-	-	-	-	-	10.02	10.78	11.63	12.56	12.7709
Quartile Ranking							2	4	2	2
Total Return(%)	-	-	-	-	-	--	7.56	7.79	8.03	1.66
Index*	-	-	-	-	-	-	-	-	-	-
Rank (Funds/Category)	-	-	-	-	-	-/-	17/60	71/89	44/96	36/90
Net Assets (₹Cr)	-	-	-	-	-	125	730	742	746	640

Suitability

This fund has a fixed tenure and it invests in bonds whose maturity is in line with the tenure of the fund. Being passively managed, it replicates the portfolio of its chosen benchmark index. Upon the completion of the stated tenure, the fund will be wound up and money will be returned to investors along with accumulated gains. But they do not guarantee returns or safety of capital.

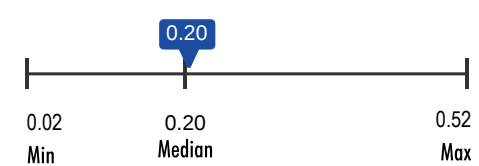
Taxability of earnings:

- Capital gains:**
- If investment is made on or after 1 April 2023:** Entire amount of gain is added to the investors' income and taxed according to the applicable slab rate.
 - If investment is made before 1 April 2023:**
 - Sold within 2 years from the date of investment: Gains are added to the investors' income and taxed according to the applicable slab rate.
 - Sold after 2 years from the date of investment: Gains are taxed at the rate of 12.5%.
 - No tax is to be paid as long as you continue to hold the units.

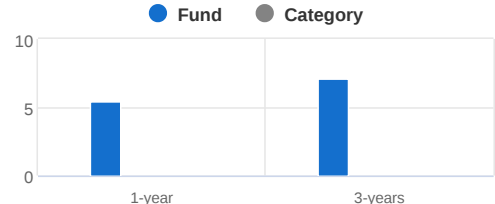
Dividends:

- Dividends are added to the income of the investors and taxed according to their respective tax slabs. Further, if an investor's dividend income exceeds Rs 10,000 in a financial year, the fund house also deducts a TDS of 10% before distributing the dividend.

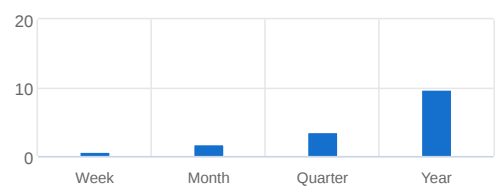
Expense Ratio (%)



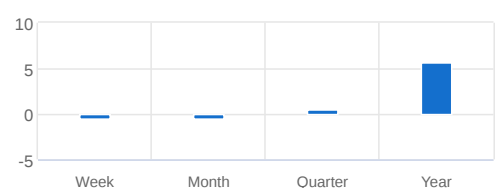
Trailing Returns (%)



Best Performance



Worst Performance



Risk Measures

	Fund	Index*	Cat avg
Standard Deviation	0.99		1.48
Sharpe Ratio	1.09		1.01

Investment Information

AMC: HDFC Asset Management Company Ltd
 Website: <http://www.hdfcfund.com>
 Registrar: Computer Age Management Ser...
 Min Inv (₹): 100
 Min SIP Inv (₹): 100
 Exit Load: Nil
NAV
 Growth: 12.7709

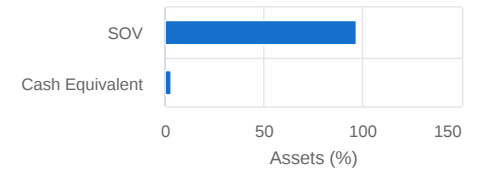
Portfolio Characteristics

Number of Securities	2	Credit Quality High Medium Low Interest Rate Sensitivity High Medium Low
Average Maturity (yrs)	1.12	
Avg Maturity 52W High (yrs)	2.04	
Avg Maturity 52W Low (yrs)	1.12	
Avg Credit Rating	GOI/Cash	

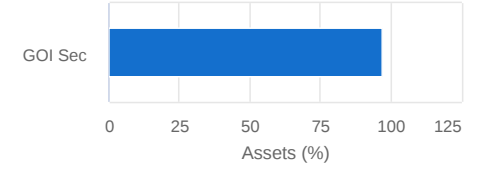
Top Holdings (%)

Company	Instrument	Assets
7.38% GOI 2027	GOI Securities	78.83
6.79% GOI 2027	GOI Securities	17.97

Credit Rating Break-up (%)



Instrument Break-up (%)



All data as on 18-May-2026

*Index

Thinking of Investing in HDFC Nifty G-Sec Jun 2027 Index Dir ?

Before you do, consider this:

Value Research Fund Advisor has analysed thousands of mutual funds to create a curated list of recommendations with the highest potential to achieve your financial goals. With our personalised advice and expert insights, you can build a successful mutual fund portfolio with confidence

Why choose Value Research Fund Advisor?



Personalized fund portfolios

Investment plans tailored to your investment goals, risk profile, and timeline



Top Mutual fund picks

Handpicked list of funds for every investing need, updated regularly



Buy Sell Hold guidance

Know which of your funds are investment worthy and which you should exit

[Start Now!](#)



Value Research
Fund Advisor

Expert Guidance for Every Investment Goal