

	2017	2018	2019	2020	2021	2022	2023	2024	2025	2026
Launch Date	December 2021									
Category	Equity: International									
Rating	-	-	-	-	Unrated	Unrated	Unrated	Unrated	Unrated	Unrated
NAV(₹)	-	-	-	-	65.04	51.31	57.87	72.44	86.48	92.8305
Quartile Ranking						4	3	2	4	
Total Return(%)	-	-	-	-	--	-21.11	12.79	24.94	19.38	7.34
Index*	-	-	-	-	31.63	4.77	26.55	15.67	7.63	-12.19
Rank (Funds/Category)	-	-	-	-	-/-	47/62	45/69	22/68	51/66	-/-
Net Assets (₹Cr)	-	-	-	-	13	20	19	58	127	135

Suitability

This fund invests mainly in the shares of foreign companies listed outside India. Being passively managed, it replicates the portfolio of its chosen benchmark index.

International equity funds are suitable to invest a part of your money for diversification, so that if the Indian markets are going through a sharp correction a portion of your money is insulated.

But invest in them only if you have an investment horizon of more than five years, and do so only through the SIP route.

Taxability of earnings:

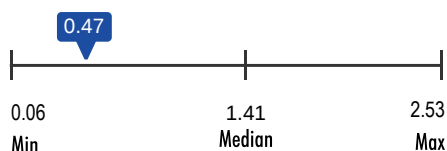
Capital gains:

- If the mutual fund units are sold after 1 year from the date of investment, gains are taxed at the rate of 12.5%.
- If the mutual fund units are sold within 1 year from the date of investment, entire amount of gain is added to the investors' income and taxed according to the applicable slab rate.
- No tax is to be paid as long as you continue to hold the units.

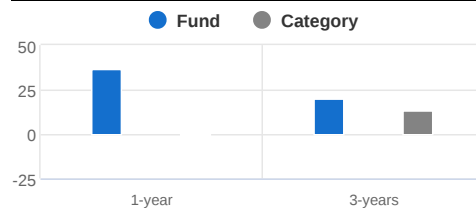
Dividends:

- Dividends are added to the income of the investors and taxed according to their respective tax slabs. Further, if an investor's dividend income exceeds Rs 10,000 in a financial year, the fund house also deducts a TDS of 10% before distributing the dividend.

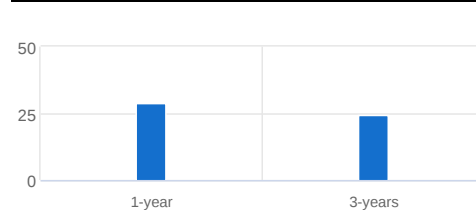
Expense Ratio (%)



Trailing Returns (%)



SIP Returns (%)



Risk Measures

	Fund	Index*	Cat avg
Standard Deviation	16.73	14.63	
Sharpe Ratio	0.80	0.49	
Beta	--	--	
R-Squared	--	--	
Sortino Ratio			
Alpha			

Investment Information

AMC:	Motilal Oswal Asset Management Company Ltd.
Website:	http://www.motilaloswalmf.com
Registrar:	KFin Technologies Ltd.
Min Inv (₹):	500
Min SIP Inv (₹):	--
Exit Load:	Nil
NAV Growth:	92.83

Portfolio Characteristics

Number of Stocks	51
Avg Mkt Cap (₹ Cr)	2,28,666
Portfolio P/B Ratio	3.85
Portfolio P/E Ratio	21.94
3Y Earnings Growth (%)	--



Top Holdings (%)

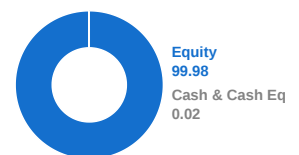
Company	Sector	3Y-Range	Assets
SanDisk Corporation (U...)	Industrials	-	7.29
Teradyne Inc	Technology	-	3.92
Lumentum Holdings (LI...)	Technology	-	3.89
eBay Inc. (USA)	Technology	-	3.21
Kimberly Clark Corp	Consumer ...	-	2.89
Elbit Systems - ADR	Industrials	-	2.79
United Continental Holdi...	Industrials	-	2.69
Fiserv Inc. (USA)	Industrials	-	2.65
CoreWeave	Technology	-	2.41
Ulta Beauty	Consumer ...	-	2.40

Top Sector Weights (%)

	Fund	Category	3Y-Range
Technology	39.62	49.85	32.28-50.46
Industrials	18.95	11.31	6.33-18.95
Consumer Discretionary	15.33	12.15	13.89-21.18
Healthcare	13.29	6.30	10.38-22.45
Energy & Utilities	4.99	2.26	3.31-7.13

Top 5 Holdings (%) Asset Allocation (%)

The underlying data is unavailable.

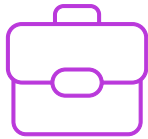


Thinking of Investing in Motilal Oswal Nasdaq Q50 ETF ?

Before you do, consider this:

Value Research Fund Advisor has analysed thousands of mutual funds to create a curated list of recommendations with the highest potential to achieve your financial goals. With our personalised advice and expert insights, you can build a successful mutual fund portfolio with confidence

Why choose Value Research Fund Advisor?



Personalized fund portfolios

Investment plans tailored to your investment goals, risk profile, and timeline



Top Mutual fund picks

Handpicked list of funds for every investing need, updated regularly



Buy Sell Hold guidance

Know which of your funds are investment worthy and which you should exit

[Start Now!](#)



Value Research
Fund Advisor

Expert Guidance for Every Investment Goal