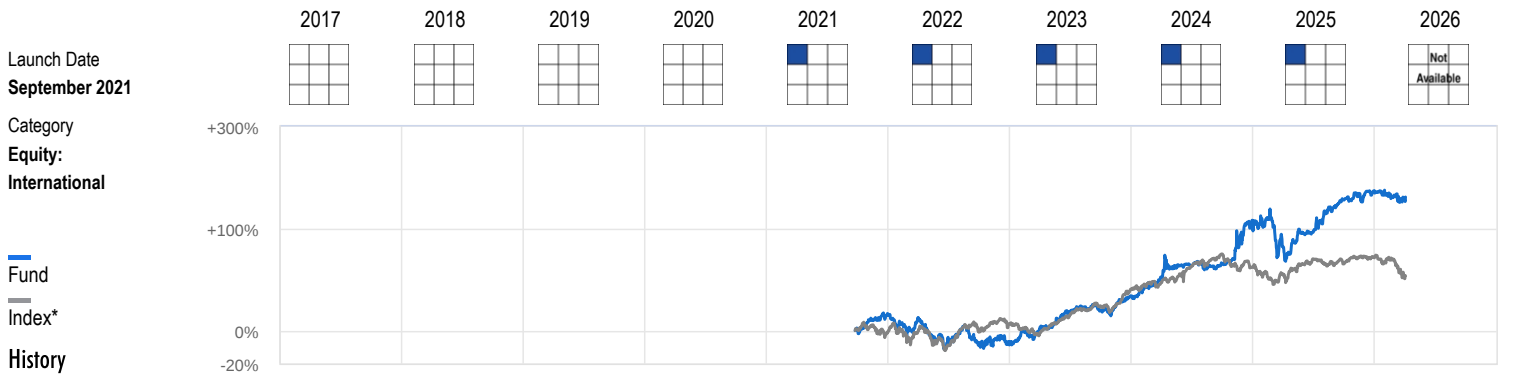


# Mirae Asset S&P 500 Top 50 ETF FoF - Direct Plan

Unrated



Rating	-	-	-	-	Unrated	Unrated	Unrated	Unrated	Unrated	Unrated
NAV(₹)	-	-	-	-	11.09	9.29	12.66	20.87	25.48	24.7800
Quartile Ranking						3	1	1	3	
Total Return(%)	-	-	-	-	--	-16.26	36.35	64.14	22.10	-2.74
Index*	-	-	-	-	31.63	4.77	26.55	15.67	7.63	-12.19
Rank (Funds/Category)	-	-	-	-	-/-	36/56	15/63	2/62	42/60	-/-
Net Assets (₹Cr)	-	-	-	-	356	364	458	701	773	758

## Suitability

This fund invests mainly in the shares of foreign companies listed outside India. Being a fund of funds, it invests its assets in a set of mutual fund schemes instead of the underlying securities directly. International equity funds are suitable to invest a part of your money for diversification, so that if the Indian markets are going through a sharp correction a portion of your money is insulated.

But invest in them only if you have an investment horizon of more than five years, and do so only through the SIP route.

## Taxability of earnings:

### Capital gains:

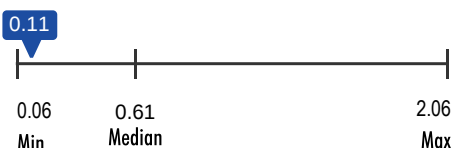
The following tax treatment is based upon last 12-months asset allocation and may vary from other funds in the category.

- If the mutual fund units are sold after 2 years from the date of investment, gains are taxed at the rate of 12.5%.
- If the mutual fund units are sold within 2 years from the date of investment, entire amount of gain is added to the investors' income and taxed according to the applicable slab rate.
- No tax is to be paid as long as you continue to hold the units.

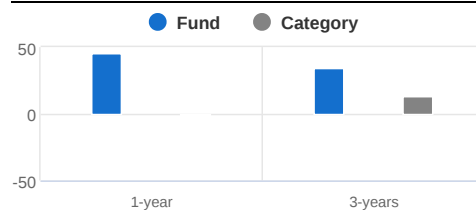
### Dividends:

- Dividends are added to the income of the investors and taxed according to their respective tax slabs. Further, if an investor's dividend income exceeds Rs 10,000 in a financial year, the fund house also deducts a TDS of 10% before distributing the dividend.

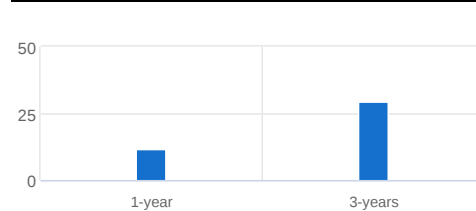
## Expense Ratio (%)



## Trailing Returns (%)



## SIP Returns (%)



## Risk Measures

	Fund	Index*	Cat avg
Standard Deviation	17.76	14.63	
Sharpe Ratio	1.38	0.49	
Beta	--	--	
R-Squared	--	--	
Sortino Ratio			
Alpha			

## Investment Information

AMC:	Mirae Asset Investment Managers (India) Pvt. Ltd.
Website:	http://www.miraeassetmf.co.in
Registrar:	KFin Technologies Ltd.
Min Inv (₹):	5,000
Min SIP Inv (₹):	99
Exit Load:	0.5% for redemption within 90 days
NAV	
Growth:	24.78

## Portfolio Characteristics

Number of Stocks		Investment Style	Growth Blend Value
Avg Mkt Cap (₹ Cr)	1,21,79,939	Capitalisation	Large Medium Small
Portfolio P/B Ratio*			Not Available
Portfolio P/E Ratio*			Available
3Y Earnings Growth (%)			

## Top Holdings (%)

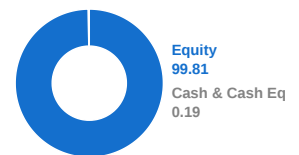
Company	Sector	3Y-Range	Assets
Mirae Asset S&P 500 To...	Unspecified	-	99.90

## Top Sector Weights (%)

	Fund	Category	3Y-Range
Technology	61.06	49.85	51.68-64.52
Consumer Discretionary	12.67	12.15	12.62-15.46
Healthcare	8	6.3	6.45-14.79
Consumer Staples	7.76	5.2	6.43-9.68
Financial	4.76	6.6	3.65-4.99

## Top 5 Holdings (%) Asset Allocation (%)

The underlying data is unavailable.



All data as on 02-Apr-2026

\*BSE 500 TRI

# Thinking of Investing in Mirae Asset S&P 500 Top 50 ETF FoF Dir ?

## Before you do, consider this:

Value Research Fund Advisor has analysed thousands of mutual funds to create a curated list of recommendations with the highest potential to achieve your financial goals. With our personalised advice and expert insights, you can build a successful mutual fund portfolio with confidence

## Why choose Value Research Fund Advisor?



### Personalized fund portfolios

Investment plans tailored to your investment goals, risk profile, and timeline



### Top Mutual fund picks

Handpicked list of funds for every investing need, updated regularly



### Buy Sell Hold guidance

Know which of your funds are investment worthy and which you should exit

[Start Now!](#)



**Value Research**  
**Fund Advisor**

Expert Guidance for Every Investment Goal