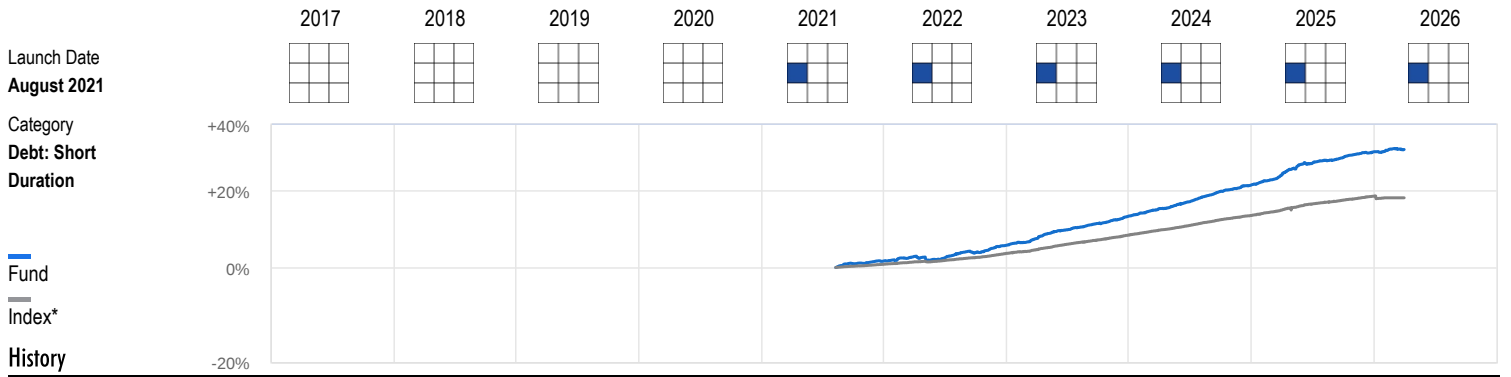


TRUSTMF Short Duration Fund - Direct Plan



Rating	-	-	-	-	Unrated	Unrated	★★★★	★★	★★	★★★★
NAV(₹)	-	-	-	-	1,016.22	1,054.29	1,129.37	1,216.15	1,314.77	1,321.8285
Quartile Ranking						3	4	4	3	2
Total Return(%)	-	-	-	-	--	3.75	7.12	7.62	8.11	0.54
Index*	-	-	-	-	2.05	2.59	4.41	4.68	4.68	-
Rank (Funds/Category)	-	-	-	-	-/-	14/25	19/24	25/26	13/25	13/26
Net Assets (₹Cr)	-	-	-	-	191	98	100	114	102	92

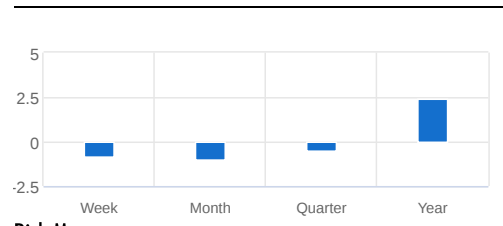
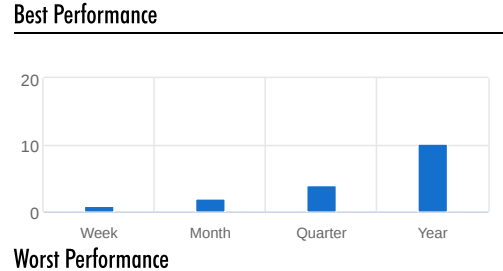
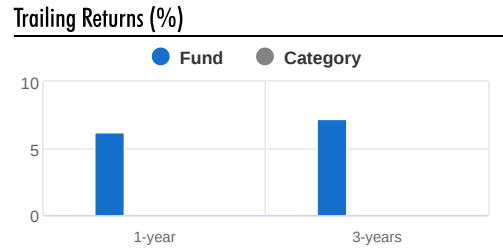
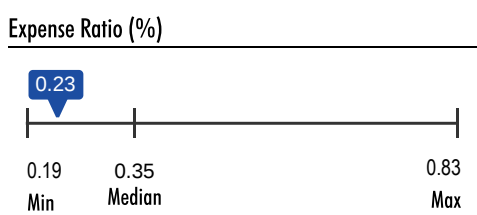
Suitability

This fund is mandated to invest in bonds such that the duration of the portfolio is between one and three years. Such funds are suitable for investment horizons of one to three years, or for the fixed-income allocation in your longer-term portfolio. You can expect to earn higher returns than what a bank fixed deposit can fetch. The risk of incurring a loss in these funds is low, but they do not guarantee returns or safety of capital.

- Taxability of earnings:**
- Capital gains:**
- If investment is made on or after 1 April 2023:** Entire amount of gain is added to the investors' income and taxed according to the applicable slab rate.
 - If investment is made before 1 April 2023:**
 - Sold within 2 years from the date of investment: Gains are added to the investors' income and taxed according to the applicable slab rate.
 - Sold after 2 years from the date of investment: Gains are taxed at the rate of 12.5%.
 - No tax is to be paid as long as you continue to hold the units.

Dividends:

- Dividends are added to the income of the investors and taxed according to their respective tax slabs. Further, if an investor's dividend income exceeds Rs 10,000 in a financial year, the fund house also deducts a TDS of 10% before distributing the dividend.



Risk Measures

	Fund	Index*	Cat avg
Standard Deviation	1.10		1.16
Sharpe Ratio	0.91		1.03

Investment Information

AMC: Trust Asset Management Pvt. Ltd.
 Website: <https://www.trustmf.com>
 Registrar: KFin Technologies Ltd.
 Min Inv (₹): 1,000
 Min SIP Inv (₹): 1,000
 Exit Load: Nil

NAV

Growth: 1,321.8285
 IDCW Monthly: 1,144.2571

Portfolio Characteristics

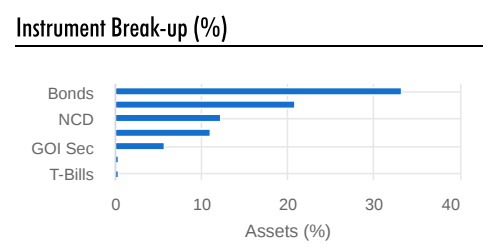
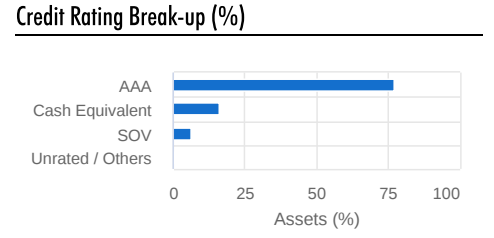
Number of Securities	9
Average Maturity (yrs)	1.99
Avg Maturity 52W High (yrs)	3.44
Avg Maturity 52W Low (yrs)	1.99
Avg Credit Rating	AAA

Credit Quality
 High Medium Low

Interest Rate Sensitivity
 High Medium Low

Top Holdings (%)

Company	Instrument	Assets
7.35% Export-Import...	Bonds	12.68
7.77% REC 2028	Non Convertible Debent...	12.20
7.74% LIC Housing ...	Floating Rate Bond	11.03
7.80% Bajaj Financ...	Debenture	11.01
7.01% National Ban...	Bonds	10.90
7.20% Power Grid ...	Debenture	9.87
6.47% Indian Railw...	Bonds	9.74
7.32% GOI 2030	GOI Securities	5.68
Reserve Bank of Ind...	Treasury Bills	0.33
Others	Alternative Investment F...	0.41



All data as on 31-Mar-2026

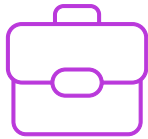
*Index

Thinking of Investing in TRUSTMF Short Duration Dir ?

Before you do, consider this:

Value Research Fund Advisor has analysed thousands of mutual funds to create a curated list of recommendations with the highest potential to achieve your financial goals. With our personalised advice and expert insights, you can build a successful mutual fund portfolio with confidence

Why choose Value Research Fund Advisor?



Personalized fund portfolios

Investment plans tailored to your investment goals, risk profile, and timeline



Top Mutual fund picks

Handpicked list of funds for every investing need, updated regularly



Buy Sell Hold guidance

Know which of your funds are investment worthy and which you should exit

[Start Now!](#)



Value Research
Fund Advisor

Expert Guidance for Every Investment Goal