

Launch Date	2017	2018	2019	2020	2021	2022	2023	2024	2025	2026
Launch Date	August 2021									
Category	+9900%									
Equity:	+900%									
Thematic	0%									
NAV	-90%									
Price										
History										
Rating	-	-	-	-	Unrated	Unrated	Unrated	Unrated	Unrated	Unrated
NAV(₹)	-	-	-	-	376.73	451.26	588.78	59.67	59.28	49.3335
Quartile Ranking						1	3	4	3	
Total Return(%)	-	-	-	-	--	19.78	30.48	1.33	-0.65	-16.78
Index*	-	-	-	-	31.63	4.77	26.55	15.67	7.63	-12.25
Rank (Funds/Category)	-	-	-	-	-/-	2/38	36/57	65/66	34/54	-/-
Net Assets (₹Cr)	-	-	-	-	20	64	104	523	690	823

Suitability

Such thematic funds are avoidable for most investors because:

- They have a narrow investment focus
- Instead, diversified equity funds which invest across sectors/themes are better
- If you still choose to invest:
 - Invest only through SIP
 - Have a 7+ year investment horizon
 - Be prepared to withstand interim sharp declines in investment value
 - Being passively managed, it replicates the portfolio of its chosen benchmark index.

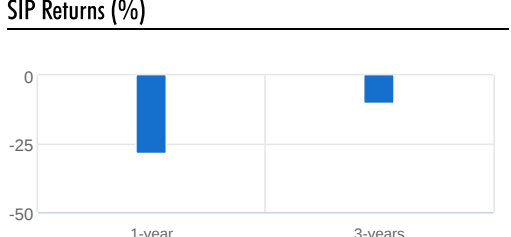
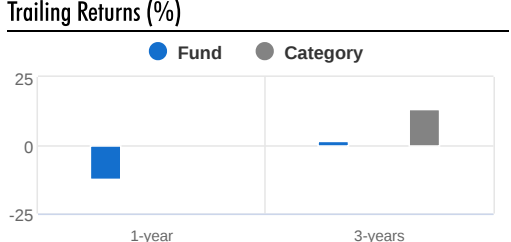
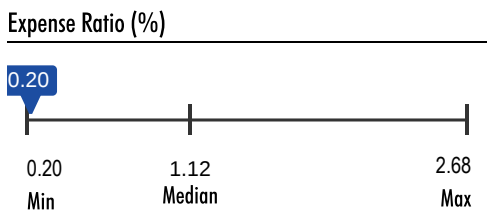
Taxability of earnings:

Capital gains:

- If the mutual fund units are sold after 1 year from the date of investment, gains upto Rs 1.25 lakh in a financial year are exempt from tax. Gains over Rs 1.25 lakh are taxed at the rate of 12.5%.
- If the mutual fund units are sold within 1 year from the date of investment, entire amount of gain is taxed at the rate of 20%.
- No tax is to be paid as long as you continue to hold the units.

Dividends:

- Dividends are added to the income of the investors and taxed according to their respective tax slabs. Further, if an investor's dividend income exceeds Rs. 10,000 in a financial year, the fund house also deducts a TDS of 10% before distributing the dividend.



Risk Measures

	Fund	Index*	Cat avg
Standard Deviation	16.19	14.63	
Sharpe Ratio	-0.23	0.49	
Beta	0.92	--	
R-Squared	0.69	--	
Sortino Ratio			
Alpha			

Investment Information

AMC: ICICI Prudential Asset Management Company Ltd
 Website: <http://www.icicipruamc.com>
 Registrar: Computer Age Management Ser...
 Min Inv (₹): 1,000
 Min SIP Inv (₹): --
 Exit Load: Nil
NAV
 Growth: 49.33

Portfolio Characteristics

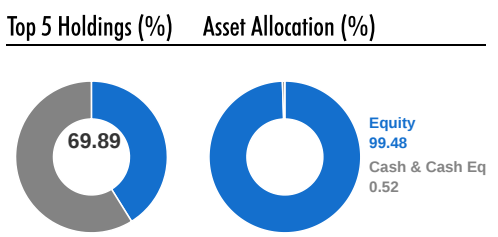
Number of Stocks	15
Avg Mkt Cap (₹ Cr)	2,22,114
Portfolio P/B Ratio	8.39
Portfolio P/E Ratio	25.75
3Y Earnings Growth (%)	8.28

Top Holdings (%)

Company	Sector	3Y-Range	Assets
ITC	Consumer ...	27.68-34.96	27.68
Hindustan Unilever	Consumer ...	17.91-24.06	19.67
Nestle India	Consumer ...	6.95-9.02	8.78
Tata Consumer Products	Consumer ...	5.31-7.32	7.04
Britannia Industries	Consumer ...	5.10-6.71	6.71
Varun Beverages	Consumer ...	4.08-7.85	5.86
Godrej Consumer	Consumer ...	3.74-5.25	4.64
Marico	Consumer ...	2.44-3.95	3.95
United Spirits	Consumer ...	2.73-4.40	3.87
Dabur India	Consumer ...	2.46-4.01	2.90

Top Sector Weights (%)

	Fund	Category	3Y-Range
Consumer Staples	99.48	5.19	96.75-100.00



All data as on 01-Apr-2026

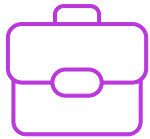
*BSE 500 TRI

Thinking of Investing in ICICI Pru Nifty FMCG ETF ?

Before you do, consider this:

Value Research Fund Advisor has analysed thousands of mutual funds to create a curated list of recommendations with the highest potential to achieve your financial goals. With our personalised advice and expert insights, you can build a successful mutual fund portfolio with confidence

Why choose Value Research Fund Advisor?



Personalized fund portfolios

Investment plans tailored to your investment goals, risk profile, and timeline



Top Mutual fund picks

Handpicked list of funds for every investing need, updated regularly



Buy Sell Hold guidance

Know which of your funds are investment worthy and which you should exit

[Start Now!](#)



Value Research
Fund Advisor

Expert Guidance for Every Investment Goal