

Rating	-	-	-	-	Unrated	Unrated	Unrated	Unrated	Unrated	Unrated
NAV(₹)	-	-	-	-	11.99	8.04	15.53	28.98	35.98	32.8170
Quartile Ranking						4	1	1	3	
Total Return(%)	-	-	-	-	--	-32.92	93.16	85.65	24.16	-8.79
Index*	-	-	-	-	31.63	4.77	26.55	15.67	7.63	-12.19
Rank (Funds/Category)	-	-	-	-	-/-	51/56	1/63	1/62	38/60	-/-
Net Assets (₹Cr)	-	-	-	-	1,103	682	1,226	2,061	2,282	2,061

### Suitability

This fund invests mainly in the shares of foreign companies listed outside India. Being a fund of funds, it invests its assets in a set of mutual fund schemes instead of the underlying securities directly.

International equity funds are suitable to invest a part of your money for diversification, so that if the Indian markets are going through a sharp correction a portion of your money is insulated.

But invest in them only if you have an investment horizon of more than five years, and do so only through the SIP route.

### Taxability of earnings:

#### Capital gains:

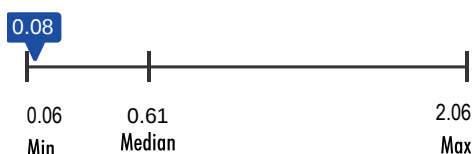
The following tax treatment is based upon last 12-months asset allocation and may vary from other funds in the category.

- If the mutual fund units are sold after 2 years from the date of investment, gains are taxed at the rate of 12.5%.
- If the mutual fund units are sold within 2 years from the date of investment, entire amount of gain is added to the investors' income and taxed according to the applicable slab rate.
- No tax is to be paid as long as you continue to hold the units.

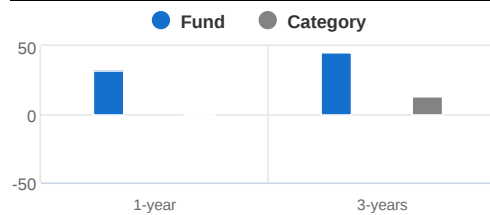
#### Dividends:

- Dividends are added to the income of the investors and taxed according to their respective tax slabs. Further, if an investor's dividend income exceeds Rs 10,000 in a financial year, the fund house also deducts a TDS of 10% before distributing the dividend.

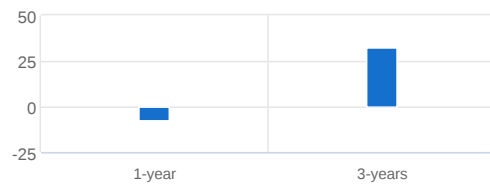
### Expense Ratio (%)



### Trailing Returns (%)



### SIP Returns (%)



### Risk Measures

	Fund	Index*	Cat avg
Standard Deviation	24.45	14.63	
Sharpe Ratio	1.46	0.49	
Beta	--	--	
R-Squared	--	--	
Sortino Ratio			
Alpha			

### Investment Information

AMC:	Mirae Asset Investment Managers (India) Pvt. Ltd.
Website:	<a href="http://www.miraeassetmf.co.in">http://www.miraeassetmf.co.in</a>
Registrar:	KFin Technologies Ltd.
Min Inv (₹):	5,000
Min SIP Inv (₹):	99
Exit Load:	0.5% for redemption within 90 days
NAV	
Growth:	32.82

### Portfolio Characteristics

Number of Stocks	
Avg Mkt Cap (₹ Cr)	1,27,38,055
Portfolio P/B Ratio*	
Portfolio P/E Ratio*	
3Y Earnings Growth (%)	



### Top Holdings (%)


Company	Sector	3Y-Range	Assets
Mirae Asset NYSE FAN...	Unspecified	-	99.96

### Top Sector Weights (%)

	Fund	Category	3Y-Range
Technology	89.91	49.85	76.91-90.88
Consumer Discretionary	10.11	12.15	9.18-23.06

### Top 5 Holdings (%) Asset Allocation (%)

The underlying data is unavailable.



All data as on 02-Apr-2026

\*BSE 500 TRI

# Thinking of Investing in Mirae Asset NYSE FANG+ ETF FoF Dir ?

## Before you do, consider this:

Value Research Fund Advisor has analysed thousands of mutual funds to create a curated list of recommendations with the highest potential to achieve your financial goals. With our personalised advice and expert insights, you can build a successful mutual fund portfolio with confidence

## Why choose Value Research Fund Advisor?



### Personalized fund portfolios

Investment plans tailored to your investment goals, risk profile, and timeline



### Top Mutual fund picks

Handpicked list of funds for every investing need, updated regularly



### Buy Sell Hold guidance

Know which of your funds are investment worthy and which you should exit

[Start Now!](#)



Expert Guidance for Every Investment Goal