

Rating	-	-	-	-	Unrated	Unrated	Unrated	Unrated	Unrated	Unrated
NAV(₹)	-	-	-	-	12.30	9.13	14.27	18.41	23.22	23.1748
Quartile Ranking						4	1	1	2	
Total Return(%)	-	-	-	-	--	-25.72	56.23	28.82	26.11	-0.19
Index*	-	-	-	-	31.63	4.77	26.55	15.67	7.63	-12.19
Rank (Funds/Category)	-	-	-	-	-/-	46/56	3/63	11/62	30/60	-/-
Net Assets (₹Cr)	-	-	-	-	726	1,773	2,803	3,434	3,770	3,707

### Suitability

This fund invests mainly in the shares of foreign companies listed outside India. Being a fund of funds, it invests its assets in a set of mutual fund schemes instead of the underlying securities directly.

International equity funds are suitable to invest a part of your money for diversification, so that if the Indian markets are going through a sharp correction a portion of your money is insulated.

But invest in them only if you have an investment horizon of more than five years, and do so only through the SIP route.

### Taxability of earnings:

#### Capital gains:

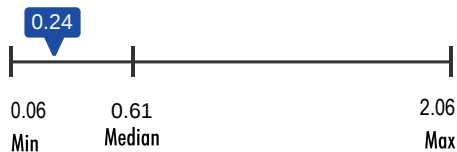
The following tax treatment is based upon last 12-months asset allocation and may vary from other funds in the category.

- If the mutual fund units are sold after 2 years from the date of investment, gains are taxed at the rate of 12.5%.
- If the mutual fund units are sold within 2 years from the date of investment, entire amount of gain is added to the investors' income and taxed according to the applicable slab rate.
- No tax is to be paid as long as you continue to hold the units.

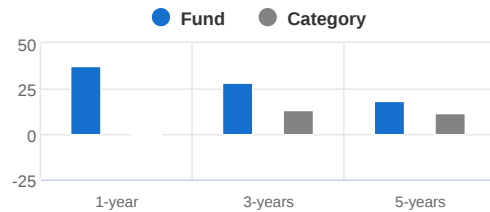
#### Dividends:

- Dividends are added to the income of the investors and taxed according to their respective tax slabs. Further, if an investor's dividend income exceeds Rs 10,000 in a financial year, the fund house also deducts a TDS of 10% before distributing the dividend.

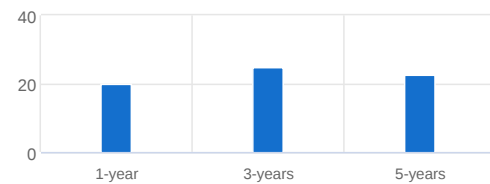
### Expense Ratio (%)



### Trailing Returns (%)



### SIP Returns (%)



### Risk Measures

	Fund	Index*	Cat avg
Standard Deviation	16.16	14.63	
Sharpe Ratio	1.21	0.49	
Beta	--	--	
R-Squared	--	--	
Sortino Ratio			

Alpha

### Investment Information

AMC:	Kotak Mahindra Asset Management Company Ltd
Website:	<a href="https://www.kotakmf.com/">https://www.kotakmf.com/</a>
Registrar:	Computer Age Management Ser...
Min Inv (₹):	100
Min SIP Inv (₹):	100
Exit Load:	Nil
NAV	
Growth:	23.17

### Portfolio Characteristics

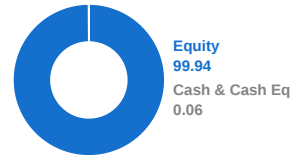
Number of Stocks	
Avg Mkt Cap (₹ Cr)	
Portfolio P/B Ratio*	
Portfolio P/E Ratio*	
3Y Earnings Growth (%)	

### Top Holdings (%)

Company	Sector	3Y-Range	Assets
iShares NASDAQ 100 U...	Unspecified	-	99.94

### Top 5 Holdings (%) Asset Allocation (%)

The underlying data is unavailable.



All data as on 01-Apr-2026

\*BSE 500 TRI

# Thinking of Investing in Kotak US Specific Equity Passive FoF Dir ?

## Before you do, consider this:

Value Research Fund Advisor has analysed thousands of mutual funds to create a curated list of recommendations with the highest potential to achieve your financial goals. With our personalised advice and expert insights, you can build a successful mutual fund portfolio with confidence

## Why choose Value Research Fund Advisor?



### Personalized fund portfolios

Investment plans tailored to your investment goals, risk profile, and timeline



### Top Mutual fund picks

Handpicked list of funds for every investing need, updated regularly



### Buy Sell Hold guidance

Know which of your funds are investment worthy and which you should exit

[Start Now!](#)



Expert Guidance for Every Investment Goal