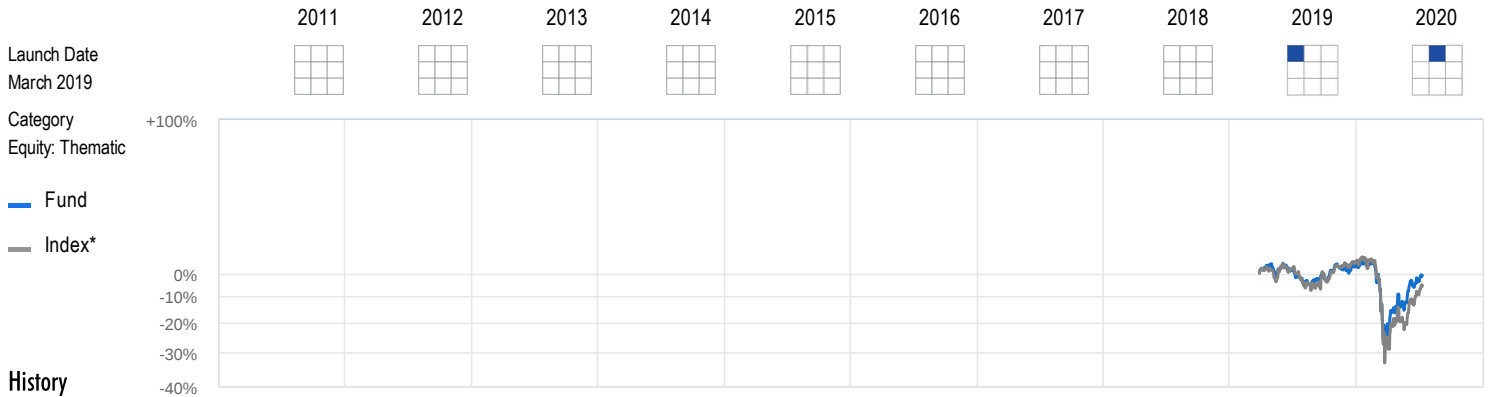


SBI Equity Minimum Variance Fund - Regular Plan - Regular

Unrated



History	2011	2012	2013	2014	2015	2016	2017	2018	2019	2020
Rating	-	-	-	-	-	-	-	-	Unrated	Unrated
Nav(₹)	-	-	-	-	-	-	-	-	10.23	9.8552
Quartile Ranking	■ ■ ■ ■	■ ■ ■ ■	■ ■ ■ ■	■ ■ ■ ■	■ ■ ■ ■	■ ■ ■ ■	■ ■ ■ ■	■ ■ ■ ■	■ ■ ■ ■	■ ■ ■ ■
Total Return(%)	-	-	-	-	-	-	-	-	--	-3.68
Index*	-	-	-	-	-	-	-	-	8.98	-10.03
Rank (Funds/Category)	-	-	-	-	-	-	-	-	-/-	-/-
Net Assets (₹Cr)	-	-	-	-	-	-	-	-	49	48

Suitability

This is a fund that invests mainly in companies that adhere to the narrow investment mandate mentioned in its investment objective. We believe that investors should avoid funds that have a narrowly defined investment focus such as this one. Instead, they should invest in multi cap funds which provide complete freedom to the fund management team to invest in companies from which it expects maximum gains. But if you do invest, you must do so only through the SIP route. Click here to read a primer on SIP investing.

Taxability of earnings:

Capital gains: If the mutual fund units are sold after 1 year from the date of investment, gains upto Rs 1 lakh in a financial year are exempt from tax. Gains over Rs 1 lakh are taxed at the rate of 10%. If the mutual fund units are sold within 1 year from the date of investment, entire amount of gain is taxed at the rate of 15%. No tax is to be paid as long as you continue to hold the units.

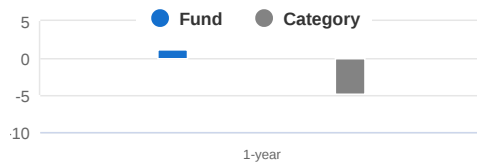
Dividends: Dividends paid by the mutual fund scheme are taxed at the rate of 10% (effectively 11.648%, including surcharge and cess). This is known as Dividend Distribution Tax (DDT). Though the investor does not pay this tax directly, it is deducted from the dividend income before passing on to the investor.

Expense Ratio (%)

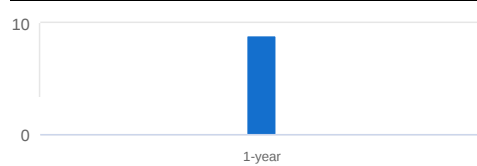


All data as on 10-Jul-2020

Trailing Returns (%)



SIP Returns (%)



Risk Measures


	Fund	Index*	Cat Avg
Standard Deviation	--	21.61	
Sharpe Ratio	--	-0.05	
Beta	--	--	
R-Squared	--	--	
Sortino Ratio			
Alpha			

Investment Information

AMC:	SBI Funds Management Ltd
Website:	http://www.sbimf.com
Registrar:	Computer Age Management Ser...
Min Inv (₹):	5,000
Min SIP Inv (₹):	500
Exit Load:	1% for redemption within 365 days
Nav	
Growth:	9.86
Dividend:	9.86

Portfolio Characteristics

Number of Stocks	50
Avg Mkt Cap (₹ Cr)	1,18,516
Portfolio P/B Ratio	2.37
Portfolio P/E Ratio	17.83
3Y Earnings Growth (%)	3.82



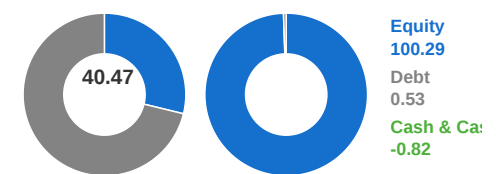
Top Holdings (%)

Company	Sector	3Y-Range	Assets
Dr. Reddy's Lab	Healthcare	6.34-9.76	9.06
Infosys	Technology	6.55-9.09	8.44
Britannia Inds.	FMCG	6.92-8.10	7.89
HCL Technologies	Technology	7.52-8.57	7.85
Wipro	Technology	6.68-8.83	7.23
Tata Consultancy Services	Technology	4.76-8.25	5.67
Tech Mahindra	Technology	1.53-7.61	5.36
Cipla	Healthcare	0.95-3.30	3.12
Kotak Mahindra Bank	Financial	0.96-3.48	2.36
Power Grid Corporation	Energy	1.00-2.50	1.96

Top Sector Weights (%)

	Fund	Category	3Y-Range
Technology	35.05	15.10	29.93-37.31
Healthcare	13.52	8.32	9.71-14.46
FMCG	11.81	11.02	11.32-16.10
Financial	9.60	23.24	8.79-15.94
Energy	9.16	10.62	7.48-9.82

Top 5 Holdings (%) Asset Allocation (%)



*S&P BSE 500 TRI