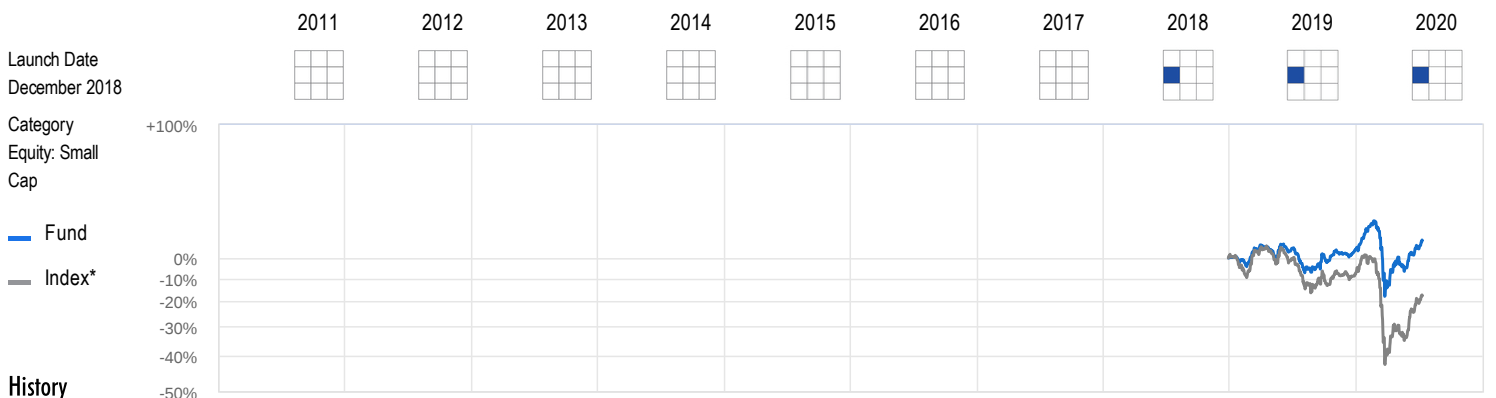


BOI AXA Small Cap Fund - Regular Plan - Regular

Unrated



Rating	2011	2012	2013	2014	2015	2016	2017	2018	2019	2020
Rating	-	-	-	-	-	-	-	Unrated	Unrated	Unrated
Nav(₹)	-	-	-	-	-	-	-	10.04	10.47	10.9800
Quartile Ranking	■ ■ ■ ■	■ ■ ■ ■	■ ■ ■ ■	■ ■ ■ ■	■ ■ ■ ■	■ ■ ■ ■	■ ■ ■ ■	■ ■ ■ ■	■ ■ ■ ■	■ ■ ■ ■
Total Return(%)	-	-	-	-	-	-	-	--	4.28	4.87
Index*	-	-	-	-	-	-	-	-23.62	-8.44	-11.64
Rank (Funds/Category)	-	-	-	-	-	-	-	-/-	5/18	2/22
Net Assets (₹Cr)	-	-	-	-	-	-	-	30	49	53

Suitability

When you invest for seven years or above, you can expect gains that comfortably beat the inflation rate and are also higher than fixed income options. This is a fund that invests in smaller companies. Compared to those that invest in larger companies, such funds tend to fall more when stock prices fall. Therefore, you can expect higher returns in the long-term, but more severe ups and downs along the way.

Like all equity funds, you must invest only through the SIP route. Click here to read a primer on SIP investing.

Taxability of earnings:

Capital gains: If the mutual fund units are sold after 1 year from the date of investment, gains upto Rs 1 lakh in a financial year are exempt from tax. Gains over Rs 1 lakh are taxed at the rate of 10%. If the mutual fund units are sold within 1 year from the date of investment, entire amount of gain is taxed at the rate of 15%. No tax is to be paid as long as you continue to hold the units.

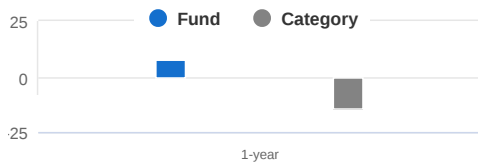
Dividends: Dividends paid by the mutual fund scheme are taxed at the rate of 10% (effectively 11.648%, including surcharge and cess). This is known as Dividend Distribution Tax (DDT). Though the investor does not pay this tax directly, it is deducted from the dividend income before passing on to the investor.

Expense Ratio (%)



All data as on 10-Jul-2020

Trailing Returns (%)



SIP Returns (%)



Risk Measures

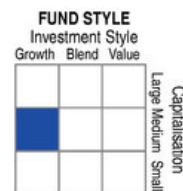
	Fund	Index*	Cat Avg
Standard Deviation	--	29.60	26.22
Sharpe Ratio	--	-0.39	-0.30
Beta	--	--	0.86
R-Squared	--	--	0.93
Sortino Ratio			
Alpha			

Investment Information

AMC:	BOI AXA Investment Managers Private Ltd.
Website:	http://www.boiaxamf.com
Registrar:	KFin Technologies Pvt Ltd.
Min Inv (₹):	5,000
Min SIP Inv (₹):	1,000
Exit Load:	For units in excess of 10% of the inv...
Nav	
Growth:	10.98
Dividend:	10.98

Portfolio Characteristics

Number of Stocks	55
Avg Mkt Cap (₹ Cr)	7,843
Portfolio P/B Ratio	3.92
Portfolio P/E Ratio	23.52
3Y Earnings Growth (%)	6.71



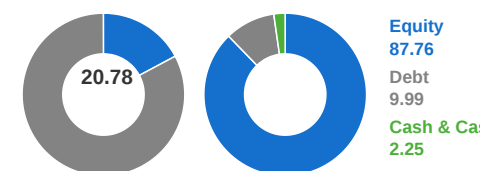
Top Holdings (%)

Company	Sector	3Y-Range	Assets
Navin Fluorine Internatio...	Chemicals	0.00-5.64	5.25
GMM Pfadler	Engineering	0.00-4.72	4.72
Essel Propack	Chemicals	0.00-4.28	3.95
Tube Investments Of India	Automobile	0.00-3.57	3.53
Galaxy Surfactants	FMCG	0.00-3.38	3.33
Bharti Airtel	Communication	0.00-3.26	3.26
Sudarshan Chemical Inds.	Chemicals	0.00-2.93	2.64
Relaxo Footwears	FMCG	0.72-2.66	2.45
HDFC Bank	Financial	0.00-2.87	2.39
Atul	Chemicals	0.17-3.40	2.36

Top Sector Weights (%)

	Fund	Category	3Y-Range
Chemicals	19.03	15.86	0.39-22.75
Healthcare	11.40	9.23	1.80-12.80
Engineering	9.65	10.40	1.29-9.65
Financial	9.59	10.10	3.13-24.05
FMCG	9.13	7.73	1.79-9.98

Top 5 Holdings (%) Asset Allocation (%)



*S&P BSE 250 SmallCap TRI