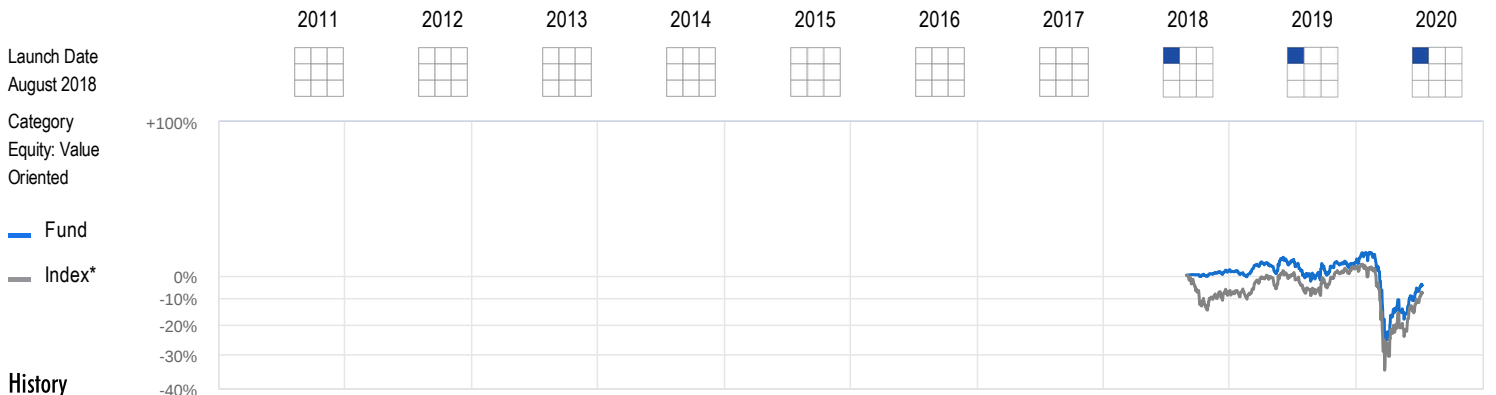


IDBI Long Term Value Fund - Direct Plan - Direct

Unrated



History

	2011	2012	2013	2014	2015	2016	2017	2018	2019	2020
Launch Date										
August 2018										
Category										
Equity: Value Oriented										
Rating	-	-	-	-	-	-	-	Unrated	Unrated	Unrated
Nav(₹)	-	-	-	-	-	-	-	10.27	10.63	9.5800
Quartile Ranking									3	
Total Return(%)	-	-	-	-	-	-	-	--	3.51	-9.88
Index*	-	-	-	-	-	-	-	2.61	10.92	-10.57
Rank (Funds/Category)	-	-	-	-	-	-	-	-/-	9/17	8/17
Net Assets (₹Cr)	-	-	-	-	-	-	-	171	126	92

Suitability

When you invest for five years or above, you can expect gains that comfortably beat the inflation rate and are also higher than fixed income options. But be prepared for ups and downs in your investment value along the way.

This fund follows a value/contrarian style of investing, which endeavours to find stocks that are priced significantly lower than what the fund management team believes their true worth is.

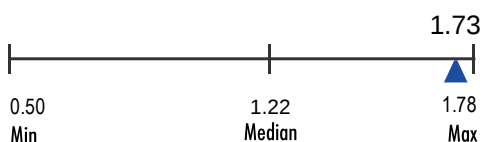
Like all equity funds, you must invest only through the SIP route. Click here to read a primer on SIP investing.

Taxability of earnings:

Capital gains: If the mutual fund units are sold after 1 year from the date of investment, gains upto Rs 1 lakh in a financial year are exempt from tax. Gains over Rs 1 lakh are taxed at the rate of 10%. If the mutual fund units are sold within 1 year from the date of investment, entire amount of gain is taxed at the rate of 15%. No tax is to be paid as long as you continue to hold the units.

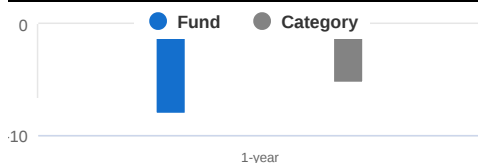
Dividends: Dividends paid by the mutual fund scheme are taxed at the rate of 10% (effectively 11.648%, including surcharge and cess). This is known as Dividend Distribution Tax (DDT). Though the investor does not pay this tax directly, it is deducted from the dividend income before passing on to the investor.

Expense Ratio (%)

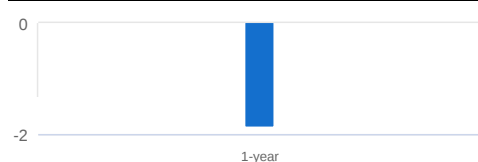


All data as on 10-Jul-2020

Trailing Returns (%)



SIP Returns (%)



Risk Measures

	Fund	Index*	Cat Avg
Standard Deviation	--	20.93	22.35
Sharpe Ratio	--	0.00	-0.19
Beta	--	--	1.02
R-Squared	--	--	0.92
Sortino Ratio			
Alpha			

Investment Information

AMC:	IDBI Asset Management Ltd.
Website:	http://www.idbimutual.co.in
Registrar:	KFin Technologies Pvt Ltd.
Min Inv (₹):	5,000
Min SIP Inv (₹):	500
Exit Load:	For units in excess of 10% of the inv...
Nav	
Growth:	9.58
Dividend:	9.58

Portfolio Characteristics

Number of Stocks	46
Avg Mkt Cap (₹ Cr)	60,473
Portfolio P/B Ratio	2.64
Portfolio P/E Ratio	17.40
3Y Earnings Growth (%)	3.95



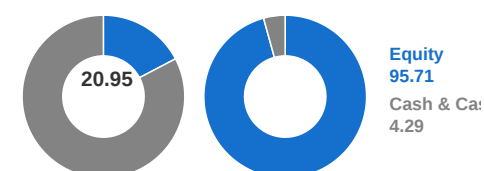
Top Holdings (%)

Company	Sector	3Y-Range	Assets
Reliance Industries	Energy	0.00-8.20	6.38
HDFC Bank	Financial	0.00-4.61	4.15
Bharti Airtel	Communication	0.00-3.85	3.85
HDFC	Financial	0.00-4.34	3.61
Aarti Industries	Chemicals	0.00-4.09	2.96
ICICI Bank	Financial	0.00-4.11	2.89
ICICI Lombard General I...	Financial	0.00-2.85	2.85
Ipca Laboratories	Healthcare	0.00-3.44	2.77
Ambuja Cements	Construction	0.00-3.07	2.71
Honeywell Automation	Engineering	0.00-2.87	2.65

Top Sector Weights (%)

	Fund	Category	3Y-Range
Financial	18.64	23.29	5.16-25.70
Healthcare	14.04	10.06	0.00-14.67
Construction	11.64	7.52	0.00-15.13
Energy	11.27	12.05	2.46-16.10
Chemicals	9.76	4.90	0.00-10.37

Top 5 Holdings (%) Asset Allocation (%)



*S&P BSE 100 TRI