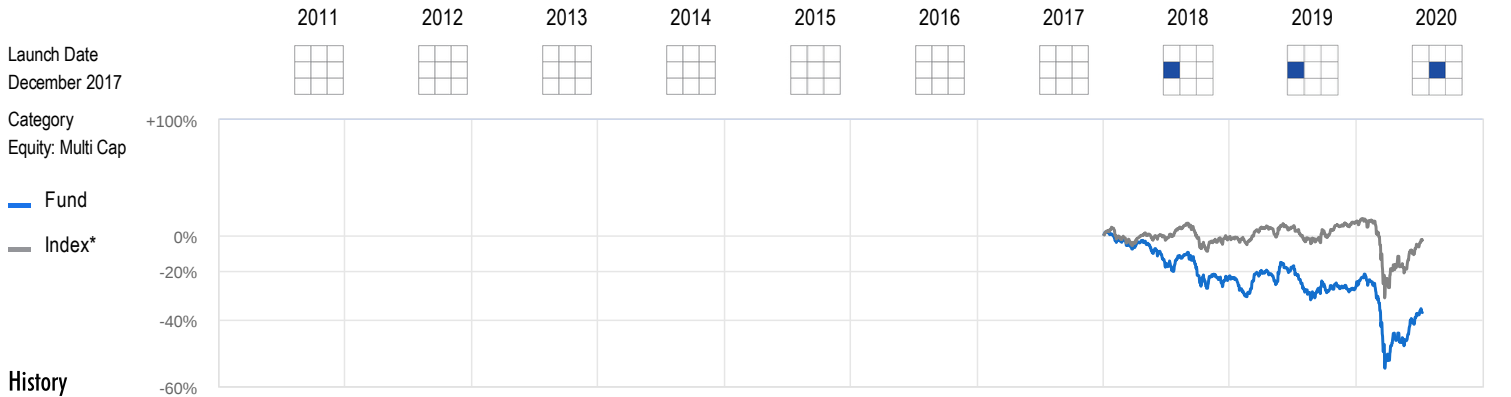


IDFC Equity Opportunity Series 4 - Regular Plan - Regular

Unrated



History

Rating	-	-	-	-	-	-	-	Unrated	Unrated	Unrated
Nav(₹)	-	-	-	-	-	-	-	7.82	7.32	6.2600
Quartile Ranking									4	
Total Return(%)	-	-	-	-	-	-	-	--	-6.39	-14.48
Index*	-	-	-	-	-	-	-	-1.80	8.98	-10.03
Rank (Funds/Category)	-	-	-	-	-	-	-	-/-	42/44	34/39
Net Assets (₹Cr)	-	-	-	-	-	-	-	201	188	141

Suitability

When you invest for five years or above, you can expect gains that comfortably beat the inflation rate and are also higher than fixed income options. But be prepared for ups and downs in your investment value along the way.

This is a multi cap fund where the fund management team has complete freedom to invest in companies of different sizes, depending upon where it expects maximum gains. This versatility makes multi cap funds most suitable for equity fund investors as the job of stock selection is completely left to the fund manager, which is the very idea of investing in a mutual fund.

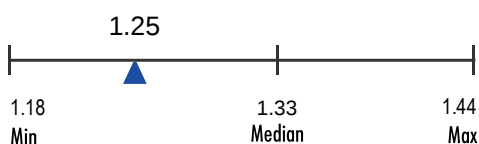
Like all equity funds, you must invest only through the SIP route. Click here to read a primer on SIP investing.

Taxability of earnings:

Capital gains: If the mutual fund units are sold after 1 year from the date of investment, gains upto Rs 1 lakh in a financial year are exempt from tax. Gains over Rs 1 lakh are taxed at the rate of 10%. If the mutual fund units are sold within 1 year from the date of investment, entire amount of gain is taxed at the rate of 15%. No tax is to be paid as long as you continue to hold the units.

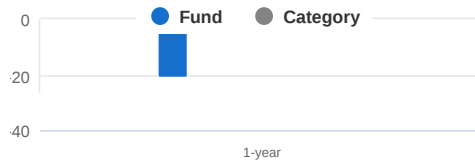
Dividends: Dividends paid by the mutual fund scheme are taxed at the rate of 10% (effectively 11.648%, including surcharge and cess). This is known as Dividend Distribution Tax (DDT). Though the investor does not pay this tax directly, it is deducted from the dividend income before passing on to the investor.

Expense Ratio (%)



All data as on 10-Jul-2020

Trailing Returns (%)



SIP Returns (%)

The underlying data is not available.

Risk Measures

	Fund	Index*	Cat Avg
Standard Deviation	--	21.61	19.49
Sharpe Ratio	--	-0.05	-0.17
Beta	--	--	0.84
R-Squared	--	--	0.85
Sortino Ratio			

Alpha

Investment Information

AMC:	IDFC Asset Management Company Limited
Website:	http://www.idfcmf.com
Registrar:	Computer Age Management Ser...
Min Inv (₹):	5,000
Min SIP Inv (₹):	--
Exit Load:	Nil
Nav	
Growth:	6.26
Dividend:	6.26

Portfolio Characteristics

Number of Stocks	44
Avg Mkt Cap (₹ Cr)	14,456
Portfolio P/B Ratio	1.21
Portfolio P/E Ratio	10.50
3Y Earnings Growth (%)	-11.55



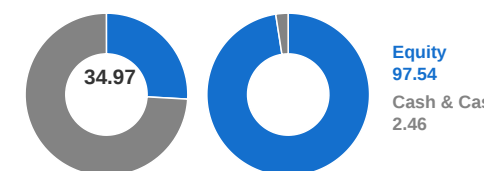
Top Holdings (%)

Company	Sector	3Y-Range	Assets
Bharti Airtel	Communication	0.00-9.60	9.60
Larsen & Toubro	Construction	2.45-10.20	7.53
Ultratech Cement	Construction	0.00-6.42	6.42
Gujarat Gas	Chemicals	1.51-6.64	6.14
Adani Ports and Special ...	Services	0.00-6.38	5.28
Torrent Power	Energy	0.00-4.61	4.47
Gujarat State Petronet	Energy	0.00-4.53	4.34
Container Corp.	Services	0.00-5.67	4.24
JK Cement	Construction	0.00-4.02	4.02
PNC Infratech	Services	0.00-4.01	2.93

Top Sector Weights (%)

	Fund	Category	3Y-Range
Construction	29.25	6.41	5.58-33.59
Services	17.10	5.07	3.56-22.59
Engineering	14.44	4.21	2.72-20.48
Energy	11.20	10.66	5.39-19.02
Communication	9.60	4.95	0.00-9.60

Top 5 Holdings (%) Asset Allocation (%)



*S&P BSE 500 TRI