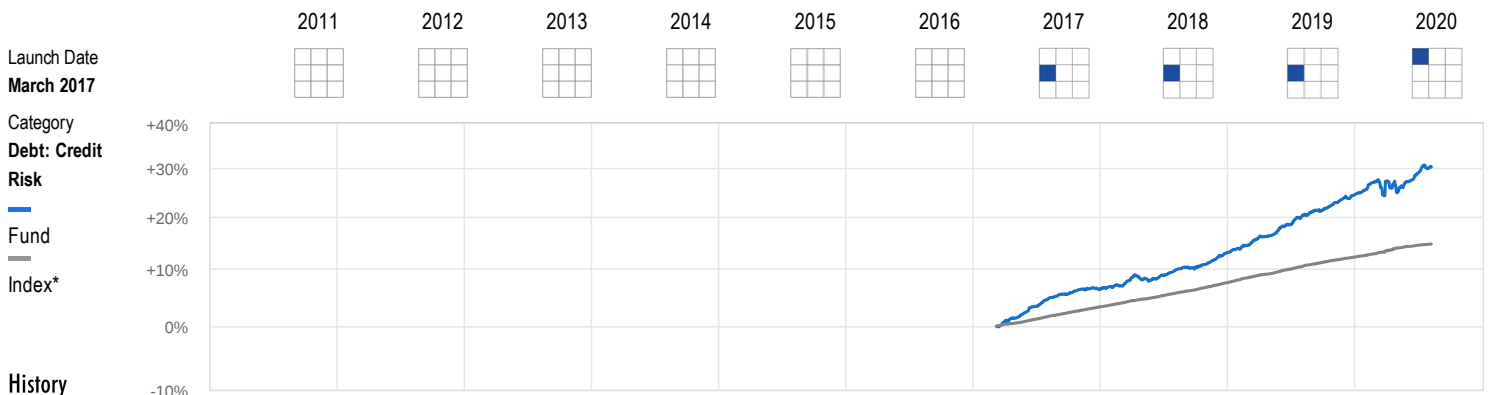


IDFC Credit Risk Fund - Direct Plan - Direct



History

Rating	2011	2012	2013	2014	2015	2016	2017	2018	2019	2020
Rating	-	-	-	-	-	-	Unrated	★★	★★★★★	★★★★★
Nav(₹)	-	-	-	-	-	-	10.64	11.30	12.44	13.0226
Quartile Ranking								3	1	
Total Return(%)	-	-	-	-	-	-	--	6.22	10.06	4.67
Index*	-	-	-	-	-	-	4.04	4.06	4.34	2.20
Rank (Funds/Category)	-	-	-	-	-	-	-/-	12/18	2/20	8/19
Net Assets (₹Cr)	-	-	-	-	-	-	1,066	1,247	1,525	829

Suitability

Credit risk funds invest mainly in bonds which are rated AA or below by credit rating agencies. The lower rating indicates a higher possibility of these bonds defaulting on repayment of investors' money. Therefore, these funds are the riskiest among debt fund categories. But they compensate for this additional risk with a higher return potential as these bonds offer better rates of interest than the highest rated bonds.

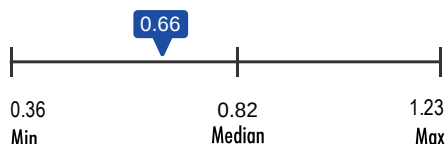
However, retail investors can avoid these funds altogether. There are far too many kinds of debt funds with a highly nuanced classification based on the type or duration of bonds they can invest in. We believe that so many fund categories add to complexity which is easily avoidable. Retail investors can simply invest in Liquid funds for an investment horizon of up to one year and Short Duration funds for the fixed income allocation (which should be 100 per cent for an investment horizon of up to three years) in their longer-term portfolios.

Taxability of earnings:

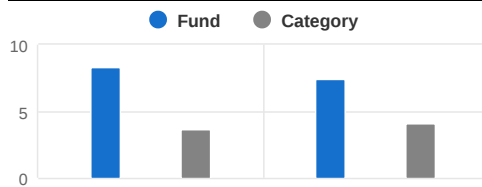
Capital gains: If the mutual fund units are sold after 3 years from the date of investment, gains are taxed at the rate of 20% after providing the benefit of inflation indexation. If the mutual fund units are sold within 3 years from the date of investment, entire amount of gain is added to the investors' income and taxed according to the applicable slab rate. No tax is to be paid as long as you continue to hold the units.

Dividends: Dividends are added to the income of the investors and taxed according to their respective tax slabs. Further, if an investor's dividend income exceeds Rs. 5,000 in a financial year, the fund house also deducts a TDS of 10% before distributing the dividend.

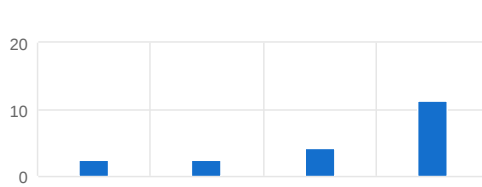
Expense Ratio (%)



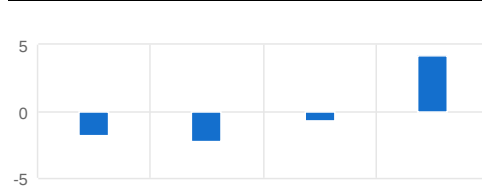
Trailing Returns (%)



Best (Period)



Worst (Period)



Risk Measures

	Fund	Index*	Cat Avg
Standard Deviation	2.25	0.29	6.74
Sharpe Ratio	0.96	-4.08	0.01

Investment Information

AMC:	IDFC Asset Management Company Limited
Website:	http://www.idfcmf.com
Registrar:	Computer Age Management Ser...
Min Inv (₹):	5,000
Min SIP Inv (₹):	1,000
Exit Load:	1% for redemption within 365 days
Nav	
Growth:	13.0226
Dividend Yearly:	10.5515

Portfolio Characteristics

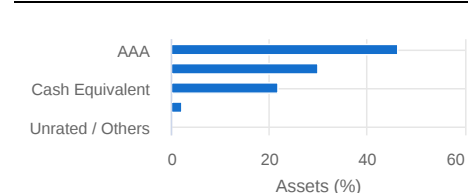
Number of Securities	22
Average Maturity (yrs)	3.58
Avg Maturity 52W High (yrs)	3.58
Avg Maturity 52W Low (yrs)	2.74
Avg Credit Rating	AAA



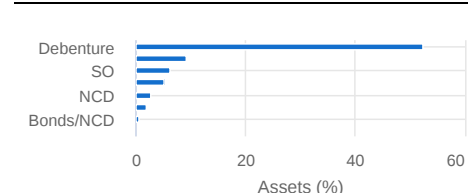
Top Holdings (%)

Company	Instrument	Assets
First Business Receivable Trust	Securitised Debt	9.18
Aditya Birla Fashion and Ret...	Debenture	8.41
8.95% Reliance Industries 2028	Debenture	6.85
8.60% Afcons Infrastructure ...	Debenture	6.65
8.45% Tata Power Renewabl...	Structured Obligation	6.10
8.05% HDFC 20/06/2022	Debenture	5.06
9.50% Indusind Bank	Bonds	5.05
8.18% National Bank Agr. Ru...	Debenture	4.69
8.45% IRFC 2028	Debenture	3.37
8.23% IRFC 29/03/2029	Debenture	3.33

Credit Rating Break-up (%)



Instrument Break-up (%)



All data as on 06-Aug-2020

*CCIL T Bill Liquidity Weight