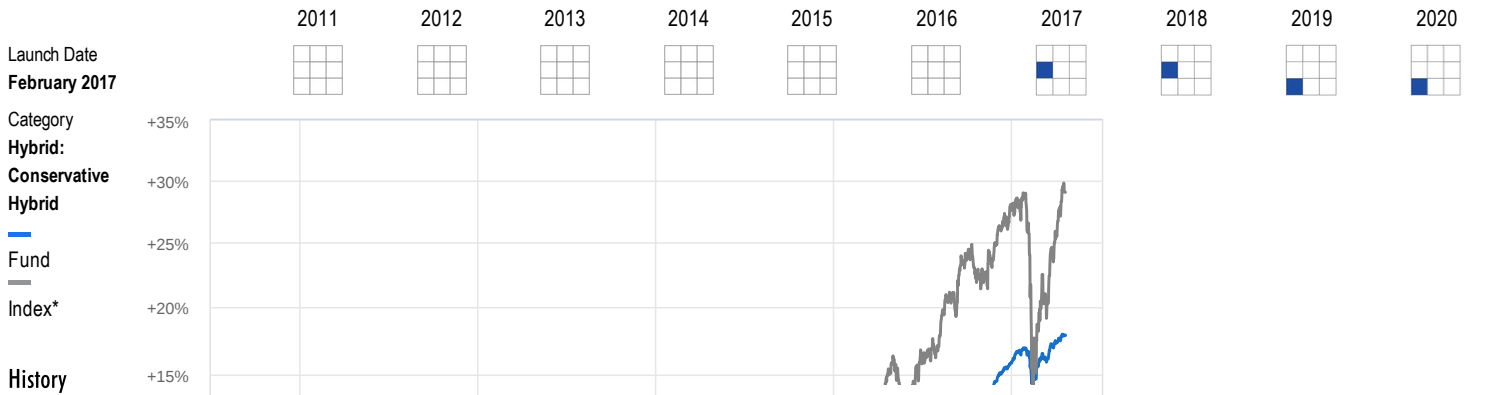


# UTI Dual Advantage Fixed Term Fund Series IV-III (1279 Days) - Regular Plan - Regular Unrated



Rating	-	-	-	-	-	-	Unrated	Unrated	Unrated	Unrated
Nav(₹)	-	-	-	-	-	-	10.50	10.81	11.63	11.8161
Quartile Ranking								3	3	
Total Return(%)	-	-	-	-	-	-	--	2.90	7.58	1.61
Index*	-	-	-	-	-	-	11.71	6.05	9.59	0.99
Rank (Funds/Category)	-	-	-	-	-	-	-/-	93/143	49/80	26/49
Net Assets (₹Cr)	-	-	-	-	-	-	53	55	59	60

## Suitability

Conservative hybrid funds invest roughly a quarter of your money in equity shares and the rest in bonds. These funds are suitable for those who cannot withstand too much volatility in the value of their investments and are content with moderate returns which are slightly higher than returns from fixed income options.

They may also suit those looking for a regular income from their accumulation. The debt portion of these funds provides a moderate, but steady stream of income. The small equity allocation though adds a bit of volatility, but helps boost returns to keep up with the rate of inflation over the long term.

Invest only if your investment horizon is three years or more. To derive dependable income with some degree of inflation protection, invest your accumulated savings in these funds gradually over at least a few months, and then maintain a withdrawal rate in the range of 4-6 per cent of the value of your investment every year.

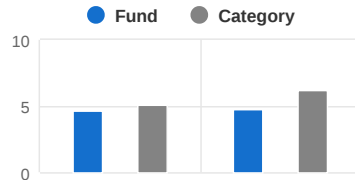
## Taxability of earnings:

**Capital gains:** If the mutual fund units are sold after 3 years from the date of investment, gains are taxed at the rate of 20% after providing the benefit of inflation indexation. If the mutual fund units are sold within 3 years from the date of investment, entire amount of gain is added to the investors' income and taxed according to the applicable slab rate. No tax is to be paid as long as you continue to hold the units.

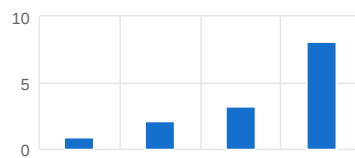
**Dividends:** Dividends are added to the income of the investors and taxed according to their respective tax slabs. Further, if an investor's dividend income exceeds Rs. 5,000 in a financial year, the fund house also deducts a TDS of 10% before distributing the dividend.

## Expense Ratio (%)

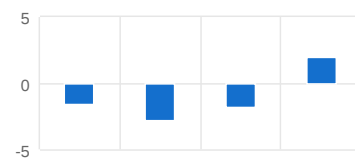
## Trailing Returns (%)



## Best (Period)



## Worst (Period)



## Risk Measures

	Fund	Index*	Cat Avg
Standard Deviation	1.90	6.56	4.59
Sharpe Ratio	-0.29	0.16	-0.23

## Investment Information

AMC:	UTI Asset Management Company Ltd
Website:	http://www.utimf.com
Registrar:	KFin Technologies Pvt Ltd.
Min Inv (₹):	5,000
Min SIP Inv (₹):	--
Exit Load:	Nil
<b>Nav</b>	
Growth:	11.8161
Dividend:	11.8161

## Debt Fund Style



## Portfolio Characteristics

Avg maturity	0.02
52 week high	0.77
52 week low	0.02
YTM	--
Credit quality	CASH

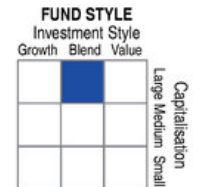
## Top Holdings Debt (%)

Company	Assets	Company	Assets
Bajaj Finance 2020	10.80	DFC Bank	1
Axis Bank 30/07/2020	5.01	fosys	C
		Dr. Reddy's Lab	C
		Sun Pharmaceutical Inds.	C
		ICICI Bank	C

## Top Rating

Cash Equivalent	76.52
AAA	10.80
A1+	5.01

## Equity Fund Style



## Portfolio Characteristics

Avg Mkt Cap	69,734
PB / PE	1.59/11.93
Large-cap	10.46
Mid-cap	25.62
Small-cap	5.88

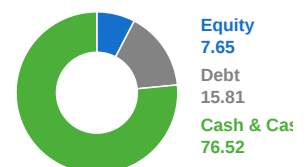
## Top Holdings Equity (%)

Company	Assets
DFC Bank	1
fosys	C
Dr. Reddy's Lab	C
Sun Pharmaceutical Inds.	C
ICICI Bank	C

## Top Sector Weights (%)

Financial	2.00
Energy	1.85
Healthcare	1.59
Technology	1.01
Construction	0.62

## Top 5 Holdings (%) Asset Allocation (%)



All data as on 04-Aug-2020

\*VR MIP TRI