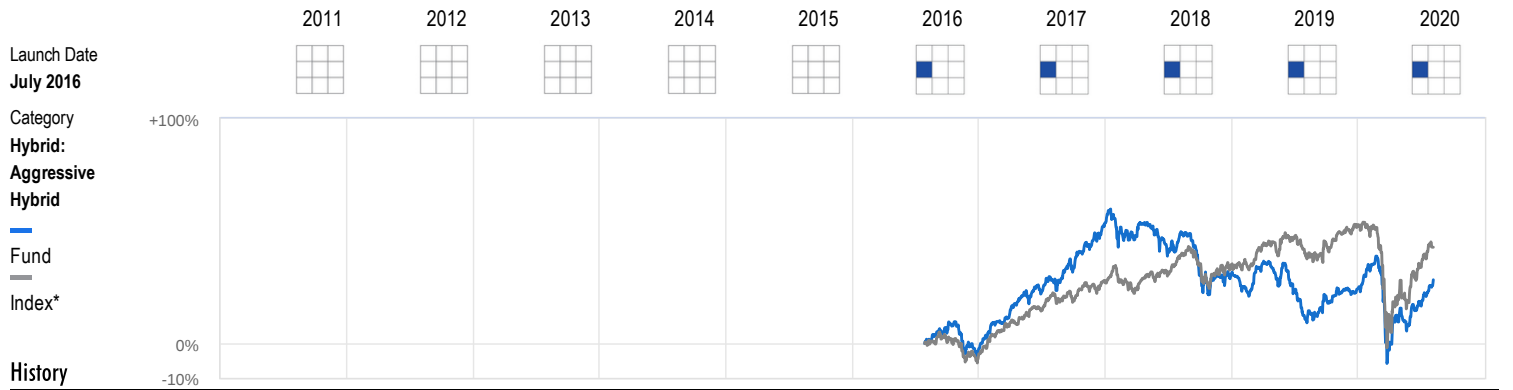


BOI AXA Mid & Small Cap Equity & Debt Fund - Regular Plan - Regular



Rating	2011	2012	2013	2014	2015	2016	2017	2018	2019	2020
Rating	-	-	-	-	-	Unrated	Unrated	Unrated	★	★★
Nav(₹)	-	-	-	-	-	9.98	14.68	12.60	12.01	12.3300
Quartile Ranking	■ ■ ■ ■ ■	■ ■ ■ ■ ■	■ ■ ■ ■ ■	■ ■ ■ ■ ■	■ ■ ■ ■ ■	■ ■ ■ ■ ■	■ ■ ■ ■ ■	■ ■ ■ ■ ■	■ ■ ■ ■ ■	■ ■ ■ ■ ■
Total Return (%)	-	-	-	-	-	--	47.09	-14.10	-4.68	2.66
Index*	-	-	-	-	-	5.42	25.27	4.96	12.53	-6.17
Rank (Funds/Category)	-	-	-	-	-	-/-	1/33	33/33	38/39	3/33
Net Assets (₹Cr)	-	-	-	-	-	87	306	425	336	295

Suitability

When you invest for five years or more, you can expect gains that comfortably beat the inflation rate as well as returns from fixed income options. But be prepared for ups and downs in your investment value along the way.

Aggressive hybrid funds invest 65-80 per cent of your money in equity shares and the rest in bonds. Their returns are slightly lower than those of pure equity funds which invest all your money in shares, but they also fall relatively less when the stock markets decline. This makes them suitable for conservative equity investors or first-time equity investors who are not used to sharp ups and downs. Like for all equity-linked investments, you must invest only through the SIP route. Click here to read a primer on SIP investing.

Taxability of earnings:

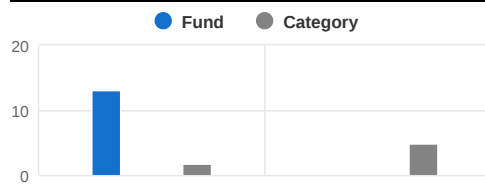
Capital gains: If the mutual fund units are sold after 1 year from the date of investment, gains upto Rs 1 lakh in a financial year are exempt from tax. Gains over Rs 1 lakh are taxed at the rate of 10%. If the mutual fund units are sold within 1 year from the date of investment, entire amount of gain is taxed at the rate of 15%. No tax is to be paid as long as you continue to hold the units.

Dividends: Dividends are added to the income of the investors and taxed according to their respective tax slabs. Further, if an investor's dividend income exceeds Rs. 5,000 in a financial year, the fund house also deducts a TDS of 10% before distributing the dividend.


Expense Ratio (%)



Trailing Returns (%)



SIP Returns (%)



Risk Measures

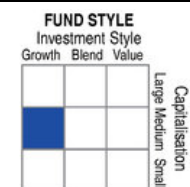
	Fund	Index*	Cat Avg
Standard Deviation	20.49	17.40	16.55
Sharpe Ratio	-0.18	0.06	-0.14
Beta	0.97	--	0.90
R-Squared	0.68	--	0.90
Sortino Ratio			

Alpha

Investment Information

AMC:	BOI AXA Investment Managers Private Ltd.
Website:	http://www.boiaxamf.com
Registrar:	KFin Technologies Pvt Ltd.
Min Inv (₹):	5,000
Min SIP Inv (₹):	1,000
Exit Load:	For units in excess of 10% of the inve...
Nav	
Growth:	12.33
Dividend:	10.90

Equity Fund Style



Portfolio Characteristics

Avg Mkt Cap	11,478
PB / PE	3.69/25.40
Large-cap	1.30
Mid-cap	80.73
Small-cap	16.59

Top Holdings Equity (%)

Company	Assets
Navin Fluorine Internatio...	5.44
Alkem Laboratories	4.09
Abbott India	4.00
PI Industries	3.19
Atul	3.09

Top Sector Weights (%)

Chemicals	18.21
Healthcare	17.36
Financial	14.59
Engineering	5.79
FMCG	5.48

Debt Fund Style



Portfolio Characteristics

Avg maturity	--
52 week high	--
52 week low	--
YTM	--
Credit quality	AAA

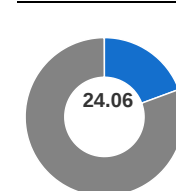
Top Holdings Debt (%)

Company	Assets
Axis Bank 2020	
8.80% LIC Housing Fin. 24/1...	
6.45% GOI 2029	
8.35% REC 13/03/2022	
5.79% GOI 2030	

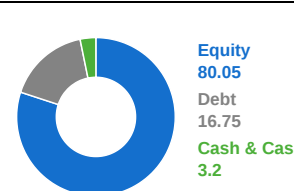
Top Rating

AAA	6.97
A1+	5.34
Cash Equivalent	4.18
SOV	3.46

Top 5 Holdings (%)



Asset Allocation (%)



All data as on 04-Aug-2020

*VR Balanced TRI