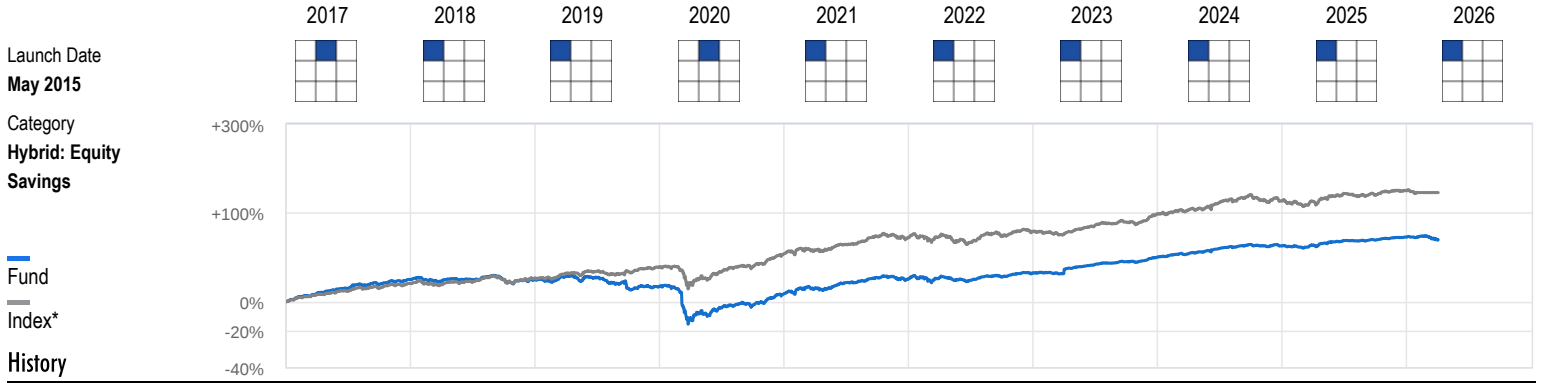


# Nippon India Equity Savings Fund - Direct Plan



Rating	Unrated	★★	★	★	★	★	★	★	★★	★★
NAV(₹)	13.02	13.01	12.29	11.65	13.10	13.67	15.49	16.90	18.14	17.7362
Quartile Ranking	1	4	4	4	3	2	3	4	3	2
Total Return(%)	19.11	-0.05	-5.56	-5.19	12.43	4.38	13.33	8.99	7.32	-2.20
Index*	15.49	4.20	8.70	11.37	13.71	4.50	14.85	10.29	8.77	-
Rank (Funds/Category)	1/12	11/13	20/20	22/22	13/22	10/22	14/22	17/22	13/22	8/24
Net Assets (₹Cr)	1,974	2,265	798	344	222	185	346	707	920	929

## Suitability

This fund invests about a third of your money each in equity shares, bonds and arbitrage opportunities, though these proportions may vary a bit. These funds are suitable for those who cannot withstand too much volatility in the value of their investments and are content with moderate returns which are slightly higher than fixed-income options. They may also suit those looking for a regular income, with some degree of inflation protection. Invest only if your investment horizon is three years or more.

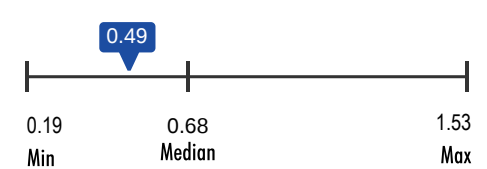
## Taxability of earnings:

- Capital gains:**
- If the mutual fund units are sold after 1 year from the date of investment, gains upto Rs 1.25 lakh in a financial year are exempt from tax. Gains over Rs 1.25 lakh are taxed at the rate of 12.5%.
  - If the mutual fund units are sold within 1 year from the date of investment, entire amount of gain is taxed at the rate of 20%.
  - No tax is to be paid as long as you continue to hold the units.

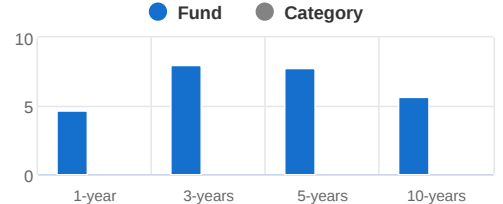
## Dividends:

- Dividends are added to the income of the investors and taxed according to their respective tax slabs. Further, if an investor's dividend income exceeds Rs. 10,000 in a financial year, the fund house also deducts a TDS of 10% before distributing the dividend.

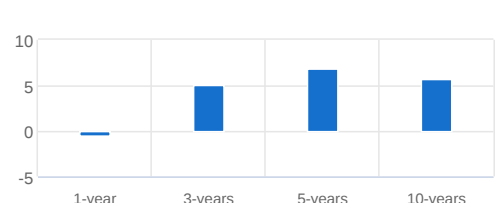
## Expense Ratio (%)



## Trailing Returns (%)



## SIP Returns (%)



## Risk Measures

	Fund	Index*	Cat avg
Standard Deviation	3.73		4.87
Sharpe Ratio	0.44		0.73
Beta	--		--
R-Squared	--		--
Sortino Ratio			

## Alpha

## Investment Information

AMC: Nippon Life India Asset Management Ltd.  
 Website: <https://mf.nipponindiaim.com/>  
 Registrar: KFin Technologies Ltd.  
 Min Inv (₹): 5,000  
 Min SIP Inv (₹): 100  
 Exit Load: For units in excess of 10% of the inv...  
**NAV**  
 Growth: 17.74  
 Bonus: 17.74

## Equity Fund Style



## Portfolio Characteristics

Avg Mkt Cap	4,88,104
PB / PE	3.17/22.77
Large-cap	92.86
Mid-cap	7.13
Small-cap	0.01

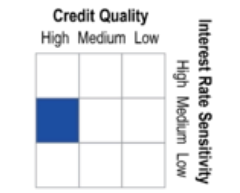
## Top Holdings Equity (%)

Company	Assets
ICICI Bank	8.46
HDFC Bank	5.79
Mahindra & Mahindra	5.28
Larsen & Toubro	4.78
Reliance Industries	4.61

## Top Sector Weights (%)

Financial	8.74
Consumer Discretionary	3.74
Technology	3.49
Energy & Utilities	3.30
Industrials	3.22

## Debt Fund Style



## Portfolio Characteristics

Avg maturity	3.19
52 week high	4.10
52 week low	2.64
YTM	6.43
Credit quality	GOI/Cash

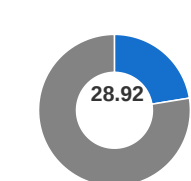
## Top Holdings Debt (%)

Company	Assets
7.32% GOI 2030	3.92
7.26% GOI 2033	2.79
7.10% GOI 2029	1.67
7.41% GOI 2036	1.13
7.26% GOI 2032	1.12

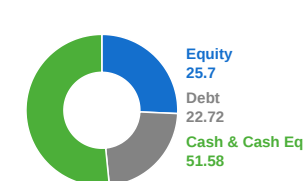
## Top Rating

Cash Equivalent	51.58
SOV	12.27
AAA	6.50
AA	3.93
Unrated / Others	0.02

## Top 5 Holdings (%)



## Asset Allocation (%)



All data as on 01-Apr-2026

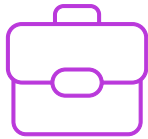
\*Index

# Thinking of Investing in Nippon India Equity Savings Dir ?

## Before you do, consider this:

Value Research Fund Advisor has analysed thousands of mutual funds to create a curated list of recommendations with the highest potential to achieve your financial goals. With our personalised advice and expert insights, you can build a successful mutual fund portfolio with confidence

## Why choose Value Research Fund Advisor?



### Personalized fund portfolios

Investment plans tailored to your investment goals, risk profile, and timeline



### Top Mutual fund picks

Handpicked list of funds for every investing need, updated regularly



### Buy Sell Hold guidance

Know which of your funds are investment worthy and which you should exit

[Start Now!](#)



**Value Research**  
**Fund Advisor**

Expert Guidance for Every Investment Goal