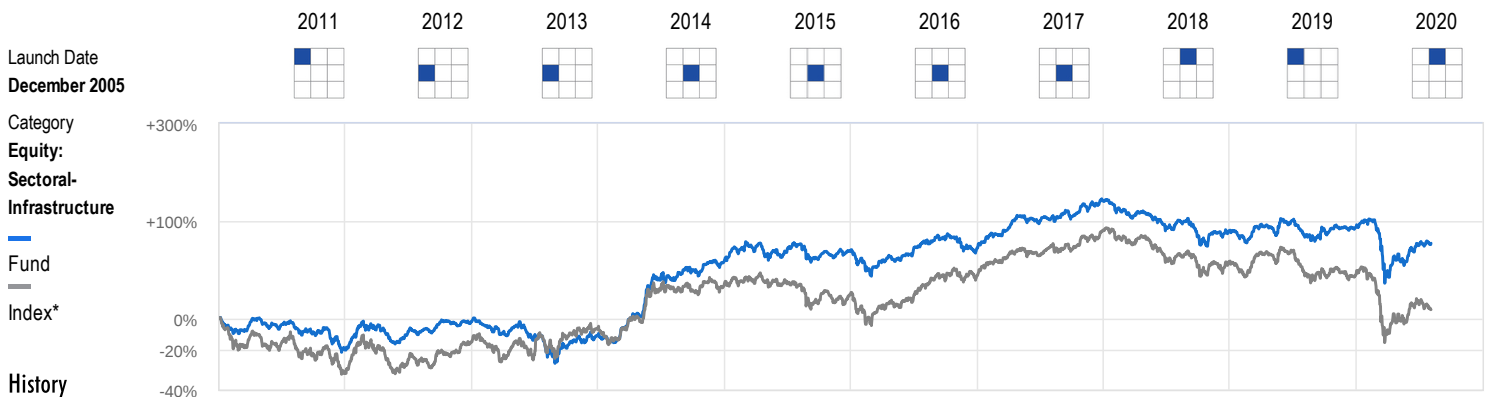


# Canara Robeco Infrastructure Fund - Regular Plan - Regular



Rating	2011	2012	2013	2014	2015	2016	2017	2018	2019	2020
Nav(₹)	18.54	22.78	20.70	35.16	37.53	38.33	53.75	43.47	44.47	39.6900
Quartile Ranking	1	3	3	1	1	2	4	3	3	
Total Return(%)	-20.43	22.73	-9.13	69.86	6.74	2.13	40.23	-19.03	2.30	-10.75
Index*	-32.55	24.93	10.79	36.78	-6.92	13.85	38.02	-19.80	-8.92	-22.21
Rank (Funds/Category)	1/23	14/22	12/22	5/22	2/21	10/21	20/21	13/21	13/21	7/17
Net Assets (₹Cr)	--	105	71	101	118	121	161	120	109	90

## Suitability

This is a fund that invests mainly in shares of companies engaged in infrastructure-related activities or are expected to benefit from them. We believe that investors should avoid funds that have a narrowly defined investment mandate such as this one. Instead, they should invest in multi-cap funds which provide complete freedom to the fund management team to invest in companies from which it expects maximum gains. But if you do invest, you must do so only through the SIP route. Click here to read a primer on SIP investing.

## Taxability of earnings:

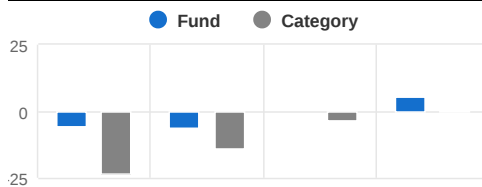
**Capital gains:** If the mutual fund units are sold after 1 year from the date of investment, gains upto Rs 1 lakh in a financial year are exempt from tax. Gains over Rs 1 lakh are taxed at the rate of 10%. If the mutual fund units are sold within 1 year from the date of investment, entire amount of gain is taxed at the rate of 15%. No tax is to be paid as long as you continue to hold the units.

**Dividends:** Dividends are added to the income of the investors and taxed according to their respective tax slabs. Further, if an investor's dividend income exceeds Rs. 5,000 in a financial year, the fund house also deducts a TDS of 10% before distributing the dividend.

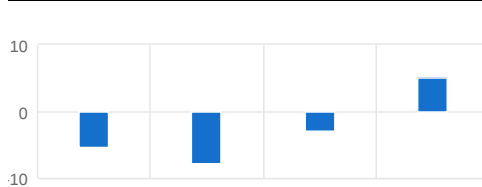
## Expense Ratio (%)



## Trailing Returns (%)



## SIP Returns (%)



## Risk Measures


	Fund	Index*	Cat Avg
Standard Deviation	23.00	24.90	25.23
Sharpe Ratio	-0.36	-0.67	-0.33
Beta	0.86	--	0.95
R-Squared	0.87	--	0.89
Sortino Ratio			
Alpha			

## Investment Information

AMC: Canara Robeco Asset Management Company Ltd  
 Website: <http://www.canararobeco.com>  
 Registrar: KFin Technologies Pvt Ltd.  
 Min Inv (₹): 5,000  
 Min SIP Inv (₹): 1,000  
 Exit Load: 1% for redemption within 365 days  
**Nav**  
 Growth: 39.69  
 Dividend: 20.27

## Portfolio Characteristics

Number of Stocks	30
Avg Mkt Cap (₹ Cr)	38,780
Portfolio P/B Ratio	2.28
Portfolio P/E Ratio	16.82
3Y Earnings Growth (%)	-15.65



## Top Holdings (%)

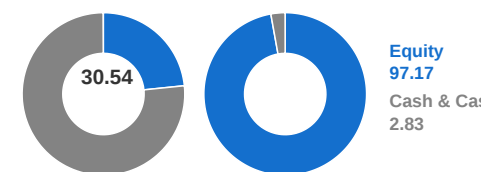
Company	Sector	3Y-Range	Assets
Larsen & Toubro	Construction	0.76-9.96	7.95
Bharti Airtel	Communic...	0.00-8.09	7.78
Ultratech Cement	Construction	1.77-8.46	5.07
Reliance Industries	Energy	0.00-6.20	4.89
Power Grid Corporation	Energy	3.77-10.05	4.85
ICICI Bank	Financial	0.00-9.12	4.47
Honeywell Automation	Engineering	0.00-5.48	4.41
Petronet LNG	Energy	1.70-5.37	4.07
NTPC	Energy	0.00-5.18	4.01
Gujarat State Petronet	Energy	0.00-3.68	3.68

## Top Sector Weights (%)

	Fund	Category	3Y-Range
Energy	25.61	19.19	17.88-34.30
Construction	24.48	26.73	22.79-31.22
Engineering	17.67	12.85	7.95-18.29
Communication	7.78	8.60	0.00-8.09
Services	7.04	7.09	7.04-26.54

## Top 5 Holdings (%)

## Asset Allocation (%)



All data as on 04-Aug-2020

\*S&P BSE India Infrastructure TRI