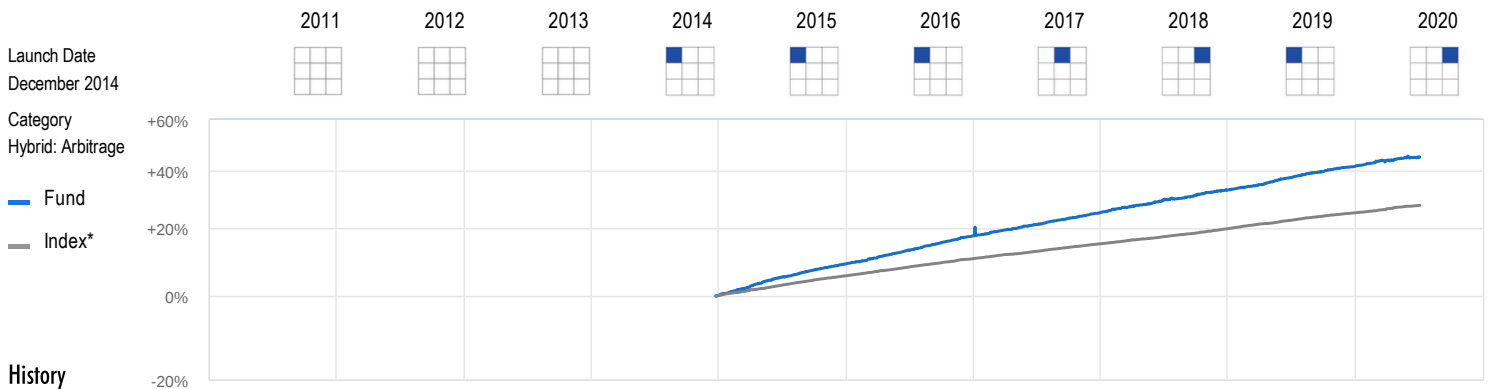


Indiabulls Arbitrage Fund - Direct Plan - Direct

★★



History

Rating	-	-	-	Unrated	Unrated	Unrated	★★★★★	★★★★★	★★★★	★★★
Nav(₹)	-	-	-	10.03	10.92	11.77	12.51	13.29	14.15	14.5123
Quartile Ranking					1	1	2	4	3	
Total Return(%)	-	-	-	--	8.80	7.79	6.35	6.17	6.50	2.53
Index*	-	-	-	5.71	5.38	4.73	4.04	4.06	4.34	2.02
Rank (Funds/Category)	-	-	-	-/-	1/15	2/15	5/17	15/17	15/21	16/24
Net Assets (₹Cr)	-	-	-	22	297	699	510	105	36	25

Suitability

Arbitrage funds invest in equity shares and derivatives and earn their returns through price differential between a stock and its futures. By investing in these funds, you can expect to earn better returns than what you would get from a bank account.

Arbitrage funds keep their equity investments fully hedged, which basically means that their returns are not impacted by the day-to-day ups and downs of the stock market. The risk of incurring a loss in these funds is low but they do not guarantee returns or safety of capital.

Retail investors can avoid these funds altogether. We believe that liquid funds are a better alternative with a somewhat similar risk-return payoff but better liquidity.

Taxability of earnings:

Capital gains: If the mutual fund units are sold after 1 year from the date of investment, gains upto Rs 1 lakh in a financial year are exempt from tax. Gains over Rs 1 lakh are taxed at the rate of 10%. If the mutual fund units are sold within 1 year from the date of investment, entire amount of gain is taxed at the rate of 15%. No tax is to be paid as long as you continue to hold the units.

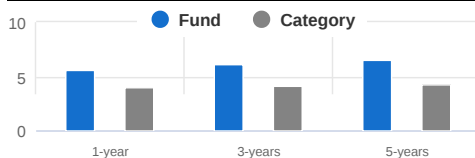
Dividends: Dividends paid by the mutual fund scheme are taxed at the rate of 10% (effectively 11.648%, including surcharge and cess). This is known as Dividend Distribution Tax (DDT). Though the investor does not pay this tax directly, it is deducted from the dividend income before passing on to the investor.

Expense Ratio (%)

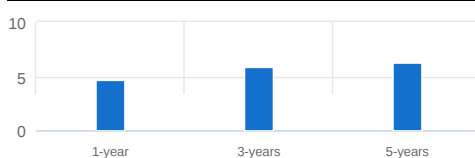


All data as on 03-Jul-2020

Trailing Returns (%)



SIP Returns (%)



Risk Measures

	Fund	Index*	Cat Avg
Standard Deviation	0.70	0.28	0.84
Sharpe Ratio	1.05	-4.34	1.31
Beta	0.41	--	0.48
R-Squared	0.03	--	0.03
Sortino Ratio			
Alpha			

Investment Information

AMC:	Indiabulls Asset Management Company Ltd.
Website:	http://www.indiabullsamc.com
Registrar:	KFin Technologies Pvt Ltd.
Min Inv (₹):	500
Min SIP Inv (₹):	1,000
Exit Load:	0.25% for redemption within 30 days
Nav	
Growth:	14.51
Dividend Yearly:	11.46

Equity Fund Style



Portfolio Characteristics

Avg Mkt Cap	75,294
PB / PE	1.48/13.93
Large-cap	33.40
Mid-cap	26.99
Small-cap	0.11

Top Holdings Equity (%)

Company	Assets
Bharti Airtel	7.83
HDFC	6.52
Tata Motors	4.82
Bajaj Auto	4.37
Mahindra & Mahindra	3.87

Top Sector Weights (%)

Automobile	0.14
Financial	0.09
Healthcare	0.05
FMCG	0.04
Energy	0.03

Debt Fund Style



Portfolio Characteristics

Avg maturity	--
52 week high	--
52 week low	--
YTM	--
Credit quality	Cash

Top Holdings Debt (%)

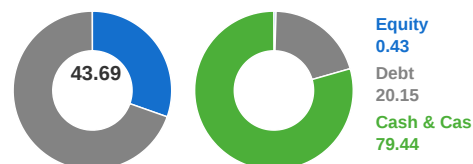
Company	Assets
AU Small Finance Bank	

Top Rating

Cash Equivalent	79.44
Term Deposit	20.15

Top 5 Holdings (%)

Asset Allocation (%)



*CCIL T Bill Liquidity Weight