

Rating	-	-	-	Unrated	Unrated	Unrated	Unrated	Unrated	Unrated	Unrated
Nav(₹)	-	-	-	11.96	11.85	11.33	13.28	11.57	12.80	11.5700
Quartile Ranking					2	2	2	1	1	
Total Return(%)	-	-	-	--	5.48	6.45	31.72	5.14	10.63	-10.23
Index*	-	-	-	34.21	-1.95	5.02	33.27	2.61	10.92	-7.71
Rank (Funds/Category)	-	-	-	-/-	1/3	6/13	6/13	1/11	2/13	1/10
Net Assets (₹Cr)	-	-	-	472	467	447	524	47	52	46

Suitability

When you invest for five years or more, you can expect gains that comfortably beat the inflation rate as well as returns of fixed income options. But be prepared for ups and downs in your investment value along the way.

This is a fund that invests in big companies. Compared to those that invest in smaller companies, such funds tend to fall less when stock prices fall. Therefore, they are more suited to conservative equity investors.

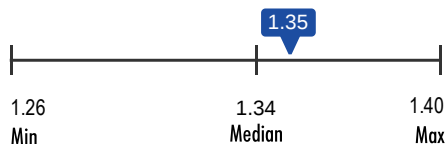
Like for all equity funds, you must invest only through the SIP route. Click here to read a primer on SIP investing.

Taxability of earnings:

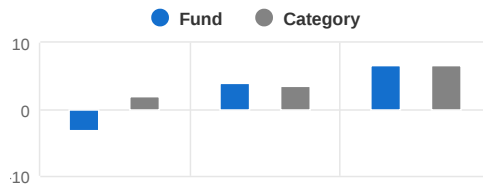
Capital gains: If the mutual fund units are sold after 1 year from the date of investment, gains upto Rs 1 lakh in a financial year are exempt from tax. Gains over Rs 1 lakh are taxed at the rate of 10%. If the mutual fund units are sold within 1 year from the date of investment, entire amount of gain is taxed at the rate of 15%. No tax is to be paid as long as you continue to hold the units.

Dividends: Dividends are added to the income of the investors and taxed according to their respective tax slabs. Further, if an investor's dividend income exceeds Rs. 5,000 in a financial year, the fund house also deducts a TDS of 10% before distributing the dividend.

Expense Ratio (%)



Trailing Returns (%)



SIP Returns (%)

The underlying data is not available.

Risk Measures

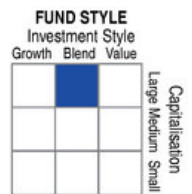
	Fund	Index*	Cat Avg
Standard Deviation	16.35	21.07	17.53
Sharpe Ratio	0.01	0.03	-0.27
Beta	0.74	--	0.75
R-Squared	0.91	--	0.80
Sortino Ratio			
Alpha			

Investment Information

AMC:	ICICI Prudential Asset Management Company Ltd
Website:	http://www.icicipruamc.com
Registrar:	Computer Age Management Ser...
Min Inv (₹):	5,000
Min SIP Inv (₹):	--
Exit Load:	Nil
Nav	
Dividend:	11.57

Portfolio Characteristics

Number of Stocks	32
Avg Mkt Cap (₹ Cr)	1,54,762
Portfolio P/B Ratio	2.12
Portfolio P/E Ratio	22.35
3Y Earnings Growth (%)	-17.28



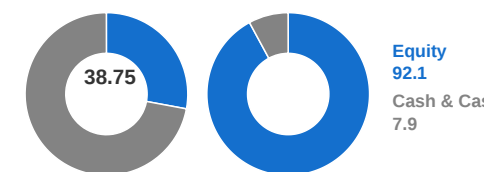
Top Holdings (%)

Company	Sector	3Y-Range	Assets
NTPC	Energy	0.00-9.94	9.36
HDFC Bank	Financial	0.00-9.32	8.64
ICICI Bank	Financial	6.20-10.45	7.80
ITC	FMCG	0.00-9.18	7.45
Tata Consultancy Services	Technology	0.00-5.50	5.50
Bharti Airtel	Communic...	0.00-5.50	5.36
Cipla	Healthcare	0.00-5.04	4.78
SBI Life Insurance Comp...	Financial	0.00-4.84	4.72
Infosys	Technology	2.62-11.03	4.56
TVS Motor Co.	Automobile	1.92-6.67	3.81

Top Sector Weights (%)

	Fund	Category	3Y-Range
Financial	33.22	24.21	7.85-39.76
Technology	11.66	9.26	7.14-23.31
Energy	11.17	19.46	0.00-14.31
FMCG	8.28	8.06	3.41-16.55
Communication	5.36	7.24	0.00-5.50

Top 5 Holdings (%) Asset Allocation (%)



All data as on 04-Aug-2020

*S&P BSE 100 TRI