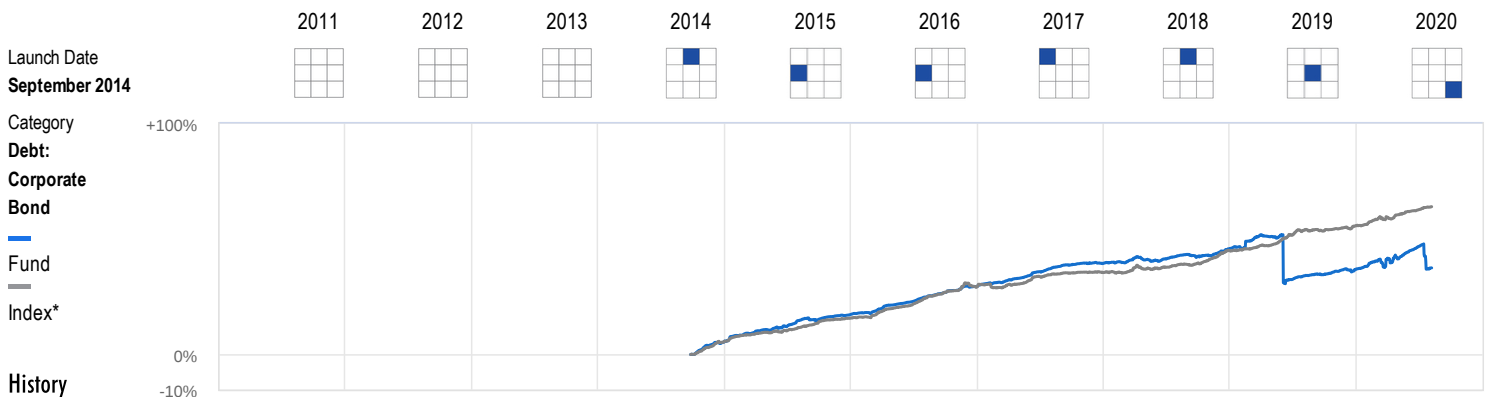


Edelweiss Corporate Bond Fund - Regular Plan - Regular



History	2011	2012	2013	2014	2015	2016	2017	2018	2019	2020
Rating	-	-	-	Unrated	Unrated	★	★★★	★★★	★★	★
Nav (₹)	-	-	-	10.43	11.30	12.30	13.17	13.77	12.93	12.9911
Quartile Ranking					3	4	1	4	4	
Total Return (%)	-	-	-	--	8.38	8.83	7.10	4.50	-6.05	0.45
Index*	-	-	-	11.39	7.15	9.94	4.31	6.77	7.69	5.95
Rank (Funds/Category)	-	-	-	-/-	8/15	14/15	2/16	13/17	18/18	20/20
Net Assets (₹Cr)	-	-	-	89	164	171	310	192	33	13

Suitability

Corporate Bond funds invest mainly in high-grade corporate bonds (those with a credit rating of AA+ and above). They are suitable for a short investment horizon of two to three years, or for the fixed-income allocation in your longer-term portfolio. You can expect to earn higher returns than what a bank fixed deposit can fetch.

The risk of incurring a loss in these funds is low, but they do not guarantee returns or safety of capital like a bank deposit.

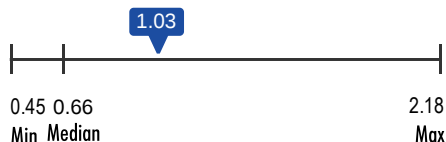
Remember, their returns may not be substantially higher than inflation. They are meant to deliver steady, but low to moderate returns and are not suitable to build wealth in the long run.

Taxability of earnings:

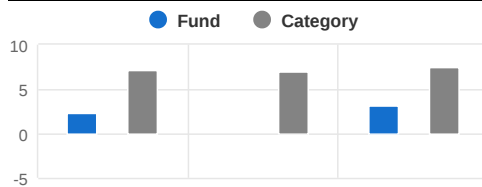
Capital gains: If the mutual fund units are sold after 3 years from the date of investment, gains are taxed at the rate of 20% after providing the benefit of inflation indexation. If the mutual fund units are sold within 3 years from the date of investment, entire amount of gain is added to the investors' income and taxed according to the applicable slab rate. No tax is to be paid as long as you continue to hold the units.

Dividends: Dividends are added to the income of the investors and taxed according to their respective tax slabs. Further, if an investor's dividend income exceeds Rs. 5,000 in a financial year, the fund house also deducts a TDS of 10% before distributing the dividend.

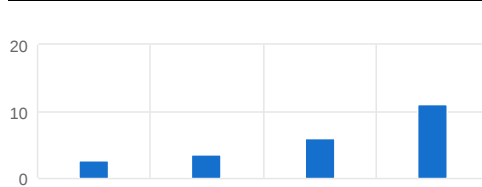
Expense Ratio (%)



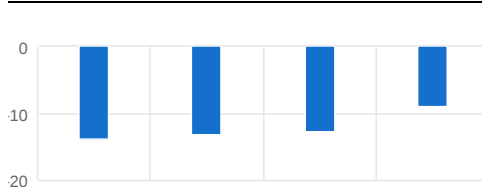
Trailing Returns (%)



Best (Period)



Worst (Period)



Risk Measures

	Fund	Index*	Cat Avg
Standard Deviation	8.79	1.95	2.85
Sharpe Ratio	-0.54	0.81	1.10

Investment Information

AMC: Edelweiss Asset Management Ltd.
 Website: <http://www.edelweissmf.com>
 Registrar: KFin Technologies Pvt Ltd.
 Min Inv (₹): 5,000
 Min SIP Inv (₹): 500
 Exit Load: For units in excess of 10% of the inv...
Nav
 Growth: 12.9911
 Dividend Yearly: 12.9908

Portfolio Characteristics

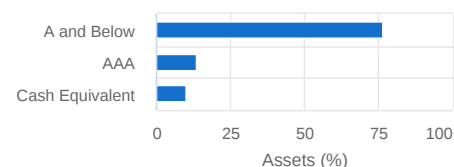
Number of Securities	3
Average Maturity (yrs)	0.84
Avg Maturity 52W High (yrs)	4.30
Avg Maturity 52W Low (yrs)	0.84
Avg Credit Rating	AA



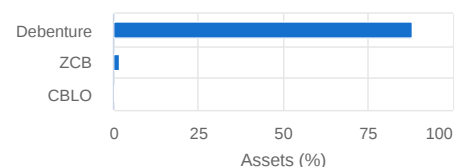
Top Holdings (%)

Company	Instrument	Assets
10.25% SD Corporation 17/0...	Debenture	76.53
8.28% Oriental Nagpur Betul ...	Debenture	11.59
Reliance Retail Ltd. 20/12/2021	Zero Coupon Bonds	1.90

Credit Rating Break-up (%)



Instrument Break-up (%)



All data as on 06-Aug-2020

*VR Bond