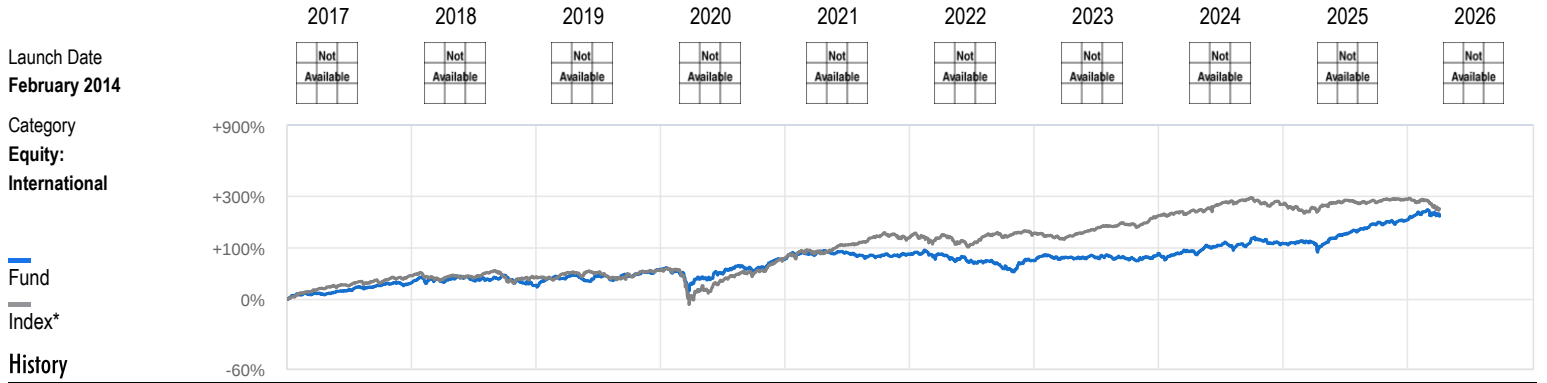


# HSBC Asia Pacific (Ex Japan) Dividend Yield Fund - Direct Plan

Unrated



Rating	2017	2018	2019	2020	2021	2022	2023	2024	2025	2026
Rating	Unrated	Unrated	Unrated	Unrated	Unrated	Unrated	Unrated	Unrated	Unrated	Unrated
NAV(₹)	13.76	13.33	16.40	18.93	19.99	18.42	20.29	23.07	31.75	33.1927
Quartile Ranking	2	2	3	3	3	2	4	3	2	
Total Return(%)	24.90	-3.09	23.06	15.40	5.63	-7.87	10.13	13.59	37.64	4.55
Index*	37.60	-1.80	8.98	18.41	31.63	4.77	26.55	15.67	7.63	-12.19
Rank (Funds/Category)	9/35	15/35	24/36	22/35	27/38	19/56	48/63	39/62	16/60	-/-
Net Assets (₹Cr)	8	6	6	7	10	8	7	8	61	68

**Suitability**

This fund invests mainly in the shares of foreign companies listed outside India. Being a fund of funds, it invests its assets in a set of mutual fund schemes instead of the underlying securities directly.

International equity funds are suitable to invest a part of your money for diversification, so that if the Indian markets are going through a sharp correction a portion of your money is insulated.

But invest in them only if you have an investment horizon of more than five years, and do so only through the SIP route.

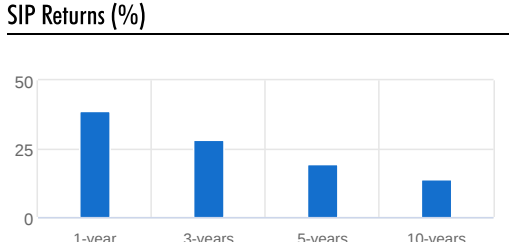
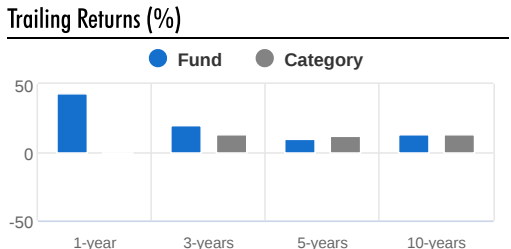
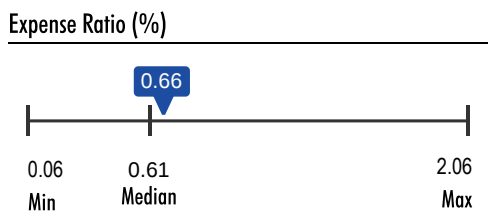
**Taxability of earnings:**

**Capital gains:**  
The following tax treatment is based upon last 12-months asset allocation and may vary from other funds in the category.

- If the mutual fund units are sold after 2 years from the date of investment, gains are taxed at the rate of 12.5%.
- If the mutual fund units are sold within 2 years from the date of investment, entire amount of gain is added to the investors' income and taxed according to the applicable slab rate.
- No tax is to be paid as long as you continue to hold the units.

**Dividends:**

- Dividends are added to the income of the investors and taxed according to their respective tax slabs. Further, if an investor's dividend income exceeds Rs 10,000 in a financial year, the fund house also deducts a TDS of 10% before distributing the dividend.



**Risk Measures**

	Fund	Index*	Cat avg
Standard Deviation	12.99	14.63	
Sharpe Ratio	1.02	0.49	
Beta	--	--	
R-Squared	--	--	
Sortino Ratio			
Alpha			

**Investment Information**

AMC: HSBC Global Asset Management Company (India) Private Limited  
 Website: <http://www.assetmanagement.hsbc.co.in>  
 Registrar: Computer Age Management Ser...  
 Min Inv (₹): 5,000  
 Min SIP Inv (₹): 1,000  
 Exit Load: 1% for redemption within 365 days

**NAV**

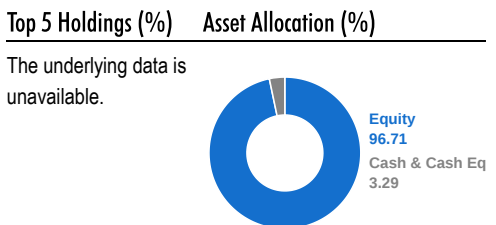
Growth: 33.19  
 IDCW: 21.53

**Portfolio Characteristics**

Number of Stocks  
 Avg Mkt Cap (₹ Cr)  
 Portfolio P/B Ratio\*  
 Portfolio P/E Ratio\*  
 3Y Earnings Growth (%)

**Top Holdings (%)**

Company	Sector	3Y-Range	Assets
HSBC GIF - Asia Pacific...	Unspecified	-	96.71



All data as on 02-Apr-2026

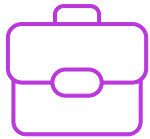
\*BSE 500 TRI

# Thinking of Investing in HSBC Asia Pacific (Ex Japan) Dividend Yield Dir ?

**Before you do, consider this:**

Value Research Fund Advisor has analysed thousands of mutual funds to create a curated list of recommendations with the highest potential to achieve your financial goals. With our personalised advice and expert insights, you can build a successful mutual fund portfolio with confidence

## Why choose Value Research Fund Advisor?



### Personalized fund portfolios

Investment plans tailored to your investment goals, risk profile, and timeline



### Top Mutual fund picks

Handpicked list of funds for every investing need, updated regularly



### Buy Sell Hold guidance

Know which of your funds are investment worthy and which you should exit

[Start Now!](#)



**Value Research**  
**Fund Advisor**

Expert Guidance for Every Investment Goal