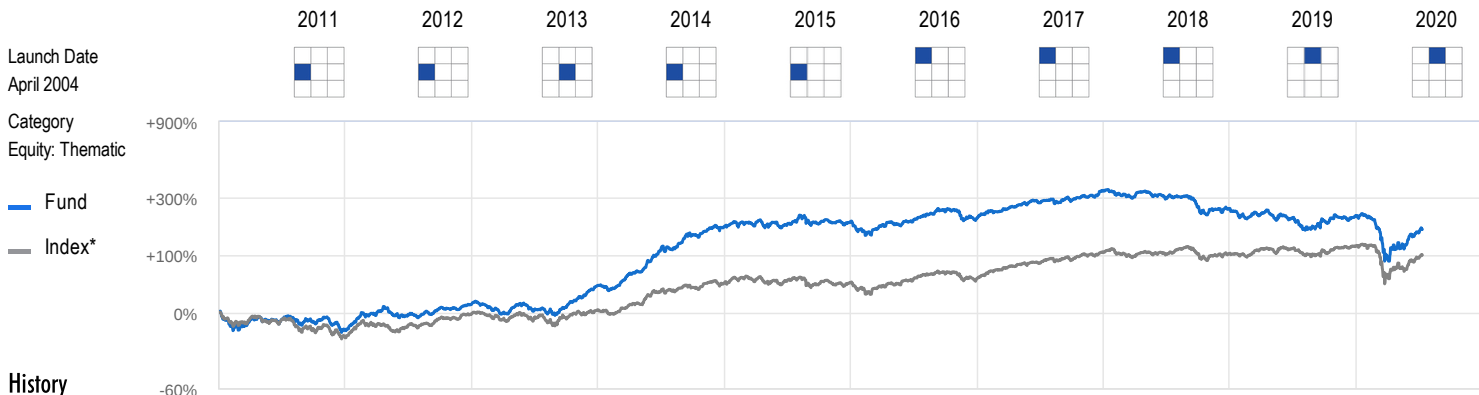


# UTI Transportation and Logistics Fund - Regular Plan - Regular

Unrated



## History

Rating	Unrated	Unrated	Unrated	Unrated	Unrated	Unrated	Unrated	Unrated	Unrated	Unrated
Nav(₹)	23.62	32.53	40.56	82.73	87.47	91.65	127.95	102.97	93.97	79.8052
Quartile Ranking	2	1	1	1	1	2	1	4	4	
Total Return(%)	-19.28	37.48	24.69	103.96	5.72	4.78	39.61	-19.43	-8.74	-15.08
Index*	-26.42	33.20	4.93	38.93	0.45	5.15	37.60	-1.80	8.98	-10.03
Rank (Funds/Category)	5/13	2/13	2/13	1/12	3/13	5/13	3/13	13/13	16/16	-/-
Net Assets (₹Cr)	--	56	58	388	657	866	1,540	1,507	1,360	1,113

## Suitability

This is a fund that invests mainly in companies that adhere to the narrow investment mandate mentioned in its investment objective.

We believe that investors should avoid funds that have a narrowly defined investment focus such as this one. Instead, they should invest in multi cap funds which provide complete freedom to the fund management team to invest in companies from which it expects maximum gains.

But if you do invest, you must do so only through the SIP route. Click here to read a primer on SIP investing.

## Taxability of earnings:

**Capital gains:** If the mutual fund units are sold after 1 year from the date of investment, gains upto Rs 1 lakh in a financial year are exempt from tax. Gains over Rs 1 lakh are taxed at the rate of 10%. If the mutual fund units are sold within 1 year from the date of investment, entire amount of gain is taxed at the rate of 15%. No tax is to be paid as long as you continue to hold the units.

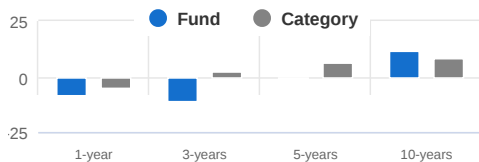
**Dividends:** Dividends paid by the mutual fund scheme are taxed at the rate of 10% (effectively 11.648%, including surcharge and cess). This is known as Dividend Distribution Tax (DDT). Though the investor does not pay this tax directly, it is deducted from the dividend income before passing on to the investor.

## Expense Ratio (%)

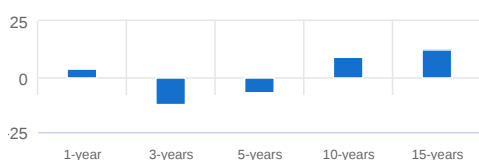


All data as on 10-Jul-2020

## Trailing Returns (%)



## SIP Returns (%)



## Risk Measures


	Fund	Index*	Cat Avg
Standard Deviation	28.00	21.61	
Sharpe Ratio	-0.47	-0.05	
Beta	1.20	--	
R-Squared	0.85	--	
Sortino Ratio			
Alpha			

## Investment Information

AMC:	UTI Asset Management Company Ltd
Website:	http://www.utimf.com
Registrar:	KFin Technologies Pvt Ltd.
Min Inv (₹):	5,000
Min SIP Inv (₹):	500
Exit Load:	1% for redemption within 364 days
Nav	
Growth:	79.81
Dividend:	36.80

## Portfolio Characteristics

Number of Stocks	35
Avg Mkt Cap (₹ Cr)	34,446
Portfolio P/B Ratio	2.10
Portfolio P/E Ratio	24.48
3Y Earnings Growth (%)	-16.15



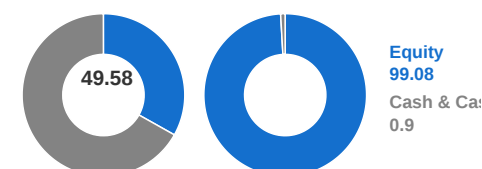
## Top Holdings (%)

Company	Sector	3Y-Range	Assets
Maruti Suzuki India	Automobile	12.53-18.98	18.09
Mahindra & Mahindra	Automobile	5.43-9.50	9.48
Eicher Motors	Automobile	4.67-8.74	8.74
Hero Motocorp	Automobile	4.49-8.17	8.17
Container Corp.	Services	3.50-6.25	5.10
Bajaj Auto	Automobile	0.00-5.15	4.86
Adani Ports and Special ...	Services	4.45-6.37	4.65
Tata Motors	Automobile	4.35-10.85	4.51
MRF	Automobile	2.45-5.20	4.37
Escorts	Automobile	0.91-3.26	3.26

## Top Sector Weights (%)

	Fund	Category	3Y-Range
Automobile	75.52	13.15	66.56-75.52
Services	14.58	6.39	12.39-20.40
Engineering	8.03	3.98	7.45-9.97
Metals	0.95	5.51	0.76-1.33

## Top 5 Holdings (%) Asset Allocation (%)



\*S&P BSE 500 TRI