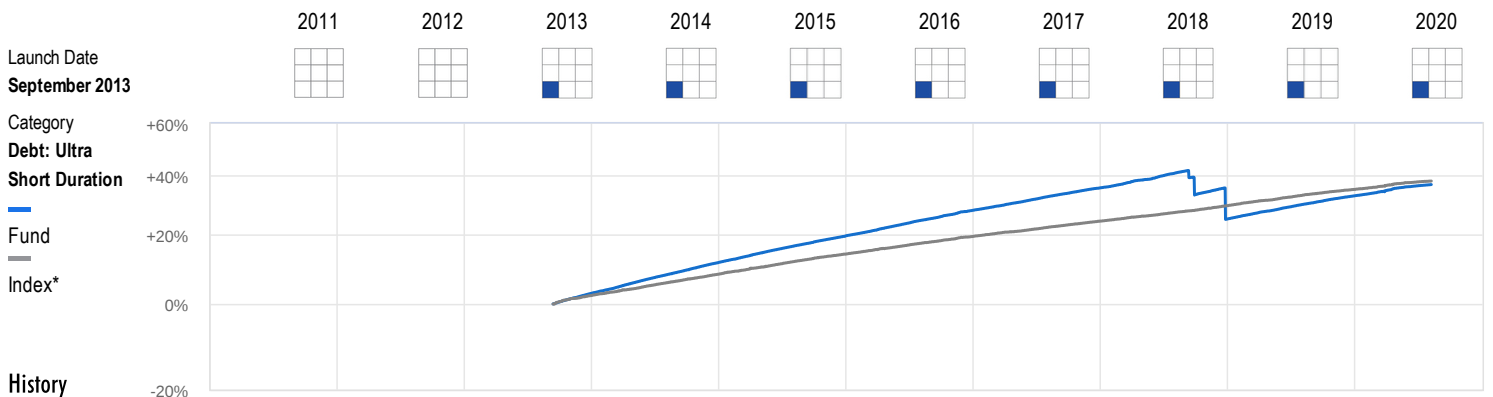


# Motilal Oswal Ultra Short Term Fund - Direct Plan - Direct



Rating	2011	2012	2013	2014	2015	2016	2017	2018	2019	2020
Rating	-	-	Unrated	Unrated	★★	★★	★★	★	★	★
Nav(₹)	-	-	10.30	11.16	11.96	12.78	13.54	12.49	13.27	13.6606
Quartile Ranking				4	4	4	4	4	4	
Total Return(%)	-	-	--	8.35	7.18	6.87	6.00	-7.71	6.20	2.95
Index*	-	-	5.50	5.71	5.38	4.73	4.04	4.06	4.34	2.20
Rank (Funds/Category)	-	-	-/-	21/21	22/22	21/21	19/19	17/17	20/23	25/27
Net Assets (₹Cr)	-	-	74	39	106	252	1,070	245	90	40

## Suitability

Ultra Short Duration debt funds invest in bonds maturing in three to six months. They aim to earn slightly better returns than what you can get from a bank account or a short duration fixed deposit. The risk of incurring a loss in these funds is negligible but they do not guarantee returns or safety of capital.

Retail investors can avoid these funds altogether. Here's why. Debt funds are very finely classified depending upon the maturity of the bonds they invest in. For instance, there's a different category of funds that invests in bonds of up to three months maturity, from the one that invests in bonds maturing in three to six months, and so on. We believe that such a nuanced classification adds little value to retail investors. They can avoid this complexity and simply invest the money they don't need for up a year in a Liquid fund.

## Taxability of earnings:

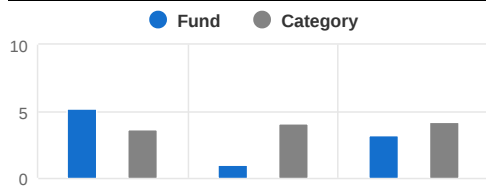
**Capital gains:** If the mutual fund units are sold after 3 years from the date of investment, gains are taxed at the rate of 20% after providing the benefit of inflation indexation. If the mutual fund units are sold within 3 years from the date of investment, entire amount of gain is added to the investors' income and taxed according to the applicable slab rate. No tax is to be paid as long as you continue to hold the units.

**Dividends:** Dividends are added to the income of the investors and taxed according to their respective tax slabs. Further, if an investor's dividend income exceeds Rs. 5,000 in a financial year, the fund house also deducts a TDS of 10% before distributing the dividend.

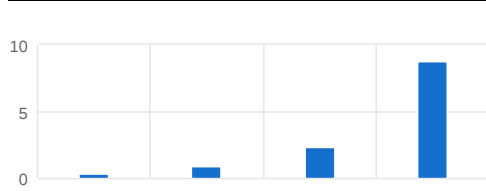
## Expense Ratio (%)



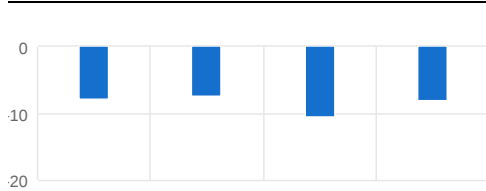
## Trailing Returns (%)



## Best (Period)



## Worst (Period)



## Risk Measures

	Fund	Index*	Cat Avg
Standard Deviation	5.79	0.29	1.68
Sharpe Ratio	-0.69	-4.08	2.24

## Investment Information

AMC: Motilal Oswal Asset Management Company Ltd.  
 Website: <http://www.motilaloswalmf.com>  
 Registrar: KFin Technologies Pvt Ltd.  
 Min Inv (₹): 500  
 Min SIP Inv (₹): 500  
 Exit Load: Nil  
**Nav**  
 Growth: 13.6606  
 Dividend Weekly: 9.6517

## Portfolio Characteristics

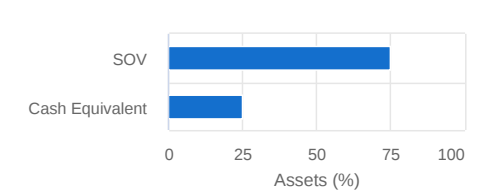
Number of Securities	1
Average Maturity (yrs)	0.15
Avg Maturity 52W High (yrs)	0.42
Avg Maturity 52W Low (yrs)	0.15
Avg Credit Rating	GOI/Cash



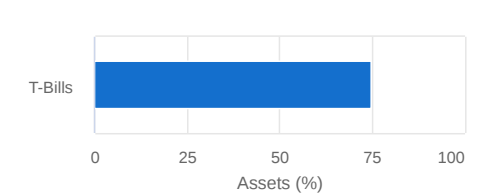
## Top Holdings (%)

Company	Instrument	Assets
Reserve Bank of India 364-D...	Treasury Bills	74.76

## Credit Rating Break-up (%)



## Instrument Break-up (%)



All data as on 06-Aug-2020

\*CCIL T Bill Liquidity Weight