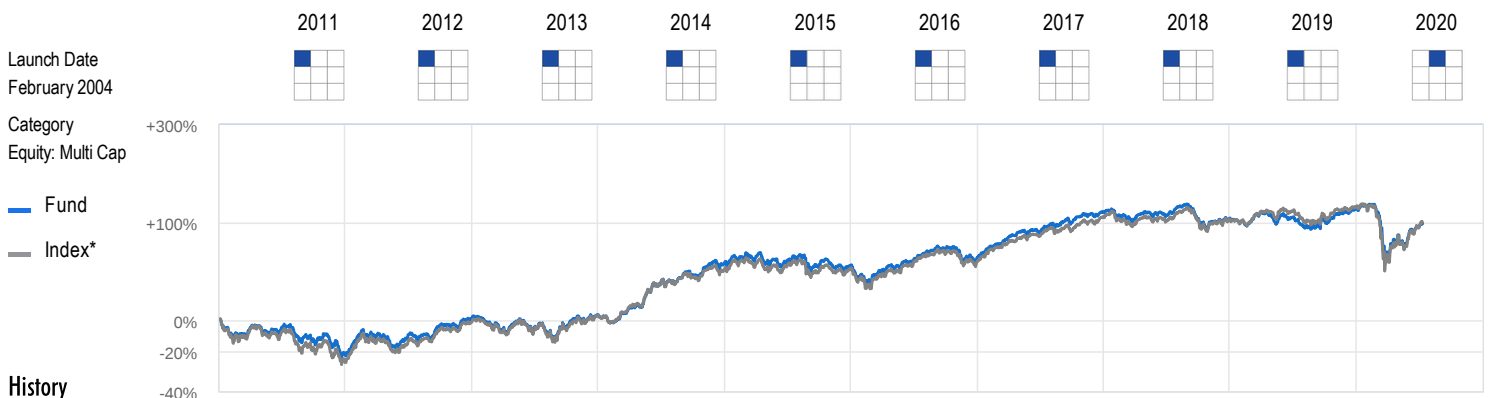


UTI Children's Career Fund-Investment Plan - Regular Plan - Regular

★★★



History

Rating	2011	2012	2013	2014	2015	2016	2017	2018	2019	2020
Rating	★★★	★★★★	★	★★	★★	★★	★★★★	★★★★	★★★★	★★★★
Nav(₹)	13.66	17.82	18.24	26.39	25.91	27.42	38.04	36.28	38.78	34.8472
Quartile Ranking	2	3	3	3	4	2	2	2	3	
Total Return(%)	-22.58	30.29	2.34	44.71	-1.82	5.83	38.74	-4.62	6.89	-10.14
Index*	-26.42	33.20	4.93	38.93	0.45	5.15	37.60	-1.80	8.98	-10.03
Rank (Funds/Category)	17/50	35/50	36/50	36/50	39/48	17/50	16/51	20/45	34/50	31/60
Net Assets (₹Cr)	--	86	85	123	129	144	234	266	325	300

Suitability

When you invest for five years or above, you can expect gains that comfortably beat the inflation rate and are also higher than fixed income options. But be prepared for ups and downs in your investment value along the way.

This is a multi cap fund where the fund management team has complete freedom to invest in companies of different sizes, depending upon where it expects maximum gains. This versatility makes multi cap funds most suitable for equity fund investors as the job of stock selection is completely left to the fund manager, which is the very idea of investing in a mutual fund.


Like all equity funds, you must invest only through the SIP route. Click here to read a primer on SIP investing.

Taxability of earnings:

Capital gains: If the mutual fund units are sold after 1 year from the date of investment, gains upto Rs 1 lakh in a financial year are exempt from tax. Gains over Rs 1 lakh are taxed at the rate of 10%. If the mutual fund units are sold within 1 year from the date of investment, entire amount of gain is taxed at the rate of 15%. No tax is to be paid as long as you continue to hold the units.

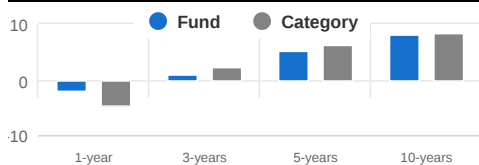
Dividends: Dividends paid by the mutual fund scheme are taxed at the rate of 10% (effectively 11.648%, including surcharge and cess). This is known as Dividend Distribution Tax (DDT). Though the investor does not pay this tax directly, it is deducted from the dividend income before passing on to the investor.

Expense Ratio (%)

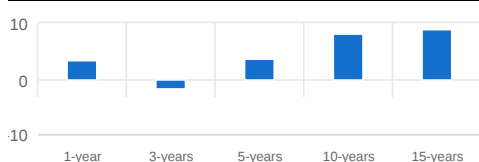


All data as on 10-Jul-2020

Trailing Returns (%)



SIP Returns (%)



Risk Measures

	Fund	Index*	Cat Avg
Standard Deviation	20.97	21.61	21.19
Sharpe Ratio	-0.10	-0.05	-0.10
Beta	0.96	--	0.95
R-Squared	0.97	--	0.94
Sortino Ratio			

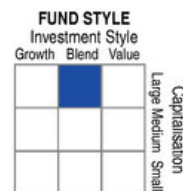
Alpha

Investment Information

AMC:	UTI Asset Management Company Ltd
Website:	http://www.utimf.com
Registrar:	KFin Technologies Pvt Ltd.
Min Inv (₹):	1,000
Min SIP Inv (₹):	500
Exit Load:	4% for redemption within 364 days
Nav	
Growth:	34.85
Dividend:	34.85

Portfolio Characteristics

Number of Stocks	66
Avg Mkt Cap (₹ Cr)	59,397
Portfolio P/B Ratio	2.82
Portfolio P/E Ratio	20.98
3Y Earnings Growth (%)	-4.10



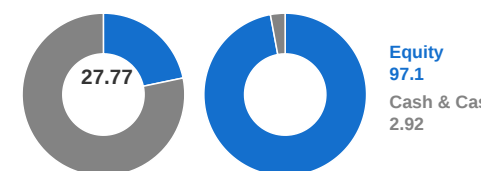
Top Holdings (%)

Company	Sector	3Y-Range	Assets
HDFC Bank	Financial	3.84-8.83	7.96
ICICI Bank	Financial	2.36-8.70	6.26
Infosys	Technology	2.50-6.62	6.24
Bharti Airtel	Communication	0.55-3.87	3.76
HDFC	Financial	0.00-4.15	3.55
Axis Bank	Financial	1.54-5.78	3.38
ITC	FMCG	1.71-3.70	3.38
Gujarat Gas	Chemicals	0.00-2.90	2.90
Crompton Greaves Cons...	Cons Durable	0.68-2.52	2.36
L&T Infotech	Technology	0.00-2.18	2.18

Top Sector Weights (%)

	Fund	Category	3Y-Range
Financial	27.61	25.52	26.82-35.03
Technology	10.62	9.68	5.45-11.24
Energy	8.52	9.82	6.46-10.92
Automobile	8.26	5.17	5.67-8.26
FMCG	7.13	8.66	4.90-9.10

Top 5 Holdings (%) Asset Allocation (%)



*S&P BSE 500 TRI