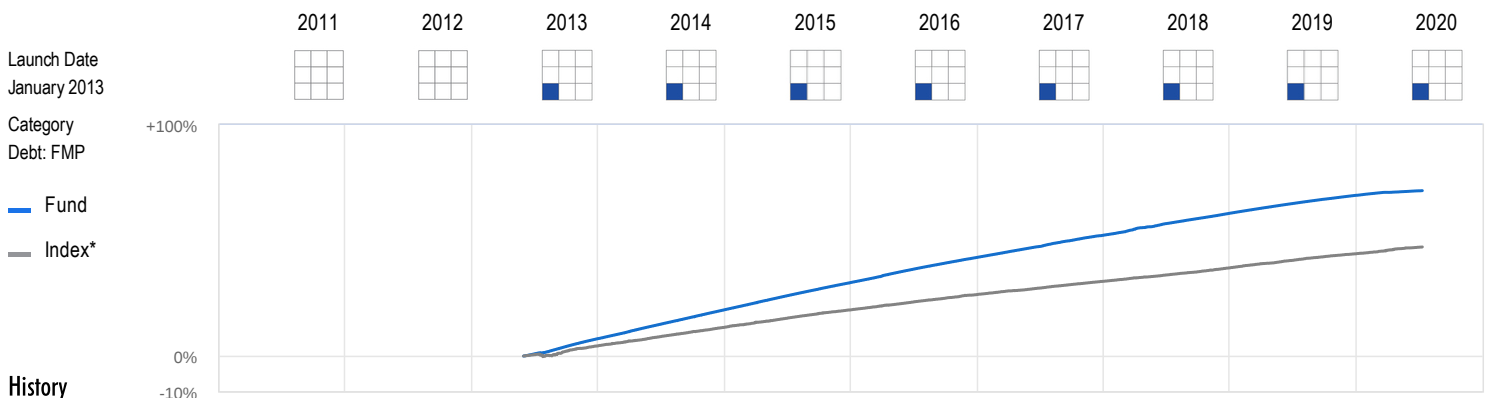


UTI Half Yearly Interval Fund Sr 1 Direct - Direct

Unrated



History

Year	2011	2012	2013	2014	2015	2016	2017	2018	2019	2020
Rating	-	-	Unrated	Unrated	Unrated	Unrated	Unrated	Unrated	Unrated	Unrated
Nav(₹)	-	-	16.33	17.80	19.32	20.83	22.25	23.78	25.09	25.4471
Quartile Ranking				4	3	3	2	4	4	
Total Return(%)	-	-	--	9.01	8.52	7.82	6.84	6.82	5.54	1.40
Index*	-	-	5.50	5.71	5.38	4.73	4.04	4.06	4.34	2.07
Rank (Funds/Category)	-	-	-/-	40/45	22/43	25/44	10/33	20/23	18/23	23/23
Net Assets (₹Cr)	-	-	4	3	1	1	1	1	1	1

Suitability

Fixed Maturity Plans, as the name suggests, are funds that have a fixed tenure which can vary from 3 months to 5 years or even more. Upon the completion of the stated tenure, the fund is wound up and investors' money is returned to them along with accumulated gains. Therefore, they are similar to bank fixed deposits except that they do not offer guaranteed returns even though they aim to better what an FD can fetch.

If you are looking to invest for a defined tenure during which you are sure you will not need to redeem your money, you may consider investing in an FMP of a matching duration. But avoid them if your investment horizon is more than 3 years. We believe that retail investors who are looking to invest for 3 years or more should have at least some portion of their money in equity because of its ability to earn much higher returns. That makes FMPs unsuitable.

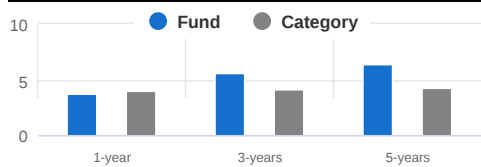
Taxability of earnings:

Capital gains: If the mutual fund units are sold after 3 years from the date of investment, gains are taxed at the rate of 20% after providing the benefit of inflation indexation. If the mutual fund units are sold within 3 years from the date of investment, entire amount of gain is added to the investors' income and taxed according to the applicable slab rate. No tax is to be paid as long as you continue to hold the units.

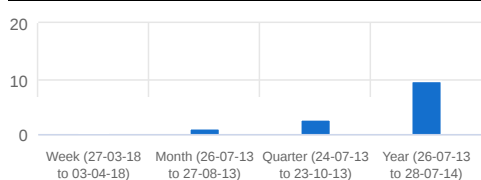
Dividends: Dividends paid by the mutual fund scheme are taxed at the rate of 25% (effectively 29.12%, including surcharge and cess). This is known as Dividend Distribution Tax (DDT). Though the investor does not pay this tax directly, it is deducted from the dividend income before passing on to the investor.

Expense Ratio (%)

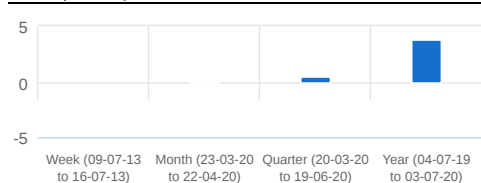
Trailing Returns (%)



Best (Period)



Worst (Period)



Risk Measures

	Fund	Index*	Cat Avg
Standard Deviation	0.49	0.28	0.65
Sharpe Ratio	0.57	-4.34	1.56

Investment Information

AMC:	UTI Asset Management Company Ltd
Website:	http://www.utimf.com
Registrar:	KFin Technologies Pvt Ltd.
Min Inv (₹):	10,000
Min SIP Inv (₹):	--
Exit Load:	1%
Nav	
Growth:	25.4471
Dividend:	10.0104

Portfolio Characteristics

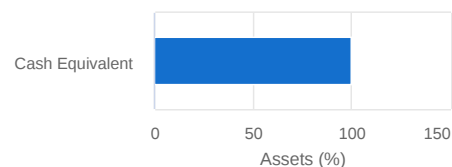
Number of Securities	--
Average Maturity (yrs)	0.00
Avg Maturity 52W High (yrs)	0.00
Avg Maturity 52W Low (yrs)	0.00
Avg Credit Rating	Cash



Top Holdings (%)

The underlying data is unavailable.

Credit Rating Break-up (%)



Instrument Break-up (%)

The underlying data is not available.

All data as on 10-Jul-2020

*CCIL T Bill Liquidity Weight