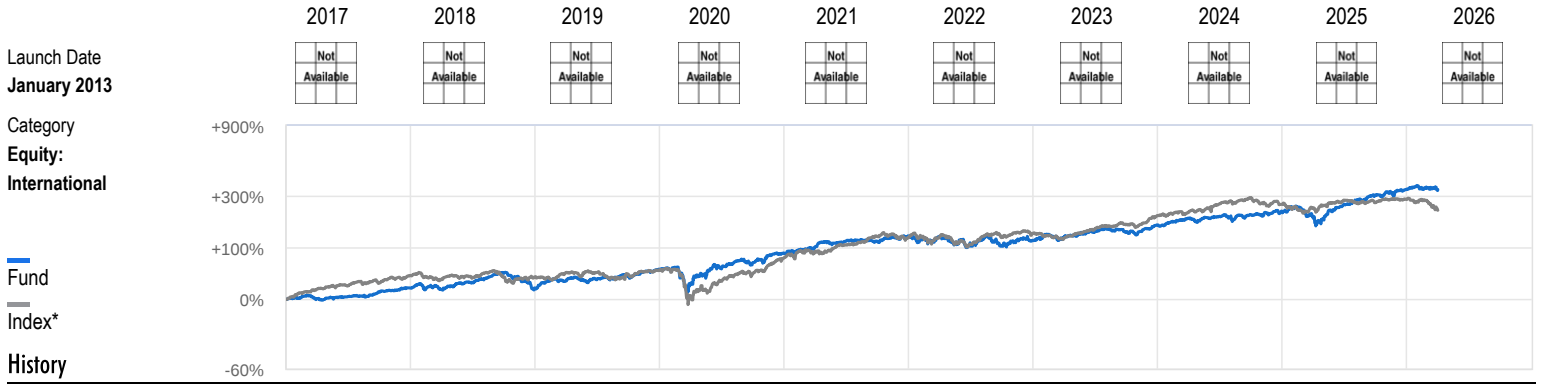


# DSP US Specific Equity Omni FoF - Direct Plan

Unrated



Rating	2017	2018	2019	2020	2021	2022	2023	2024	2025	2026
Rating	Unrated	Unrated	Unrated	Unrated	Unrated	Unrated	Unrated	Unrated	Unrated	Unrated
NAV(₹)	22.85	22.78	29.23	36.06	45.18	42.88	52.76	62.66	84.56	84.2402
Quartile Ranking	2	2	2	2	1	1	2	2	2	
Total Return(%)	16.37	-0.34	28.33	23.36	25.30	-5.10	23.06	18.59	34.96	-0.38
Index*	37.60	-1.80	8.98	18.41	31.63	4.77	26.55	15.67	7.63	-12.19
Rank (Funds/Category)	14/35	10/35	13/36	12/35	9/38	12/56	30/63	31/62	20/60	-/-
Net Assets (₹Cr)	172	186	272	307	712	722	817	867	1,068	1,080

## Suitability

This fund invests mainly in the shares of foreign companies listed outside India. Being a fund of funds, it invests its assets in a set of mutual fund schemes instead of the underlying securities directly.

International equity funds are suitable to invest a part of your money for diversification, so that if the Indian markets are going through a sharp correction a portion of your money is insulated.

But invest in them only if you have an investment horizon of more than five years, and do so only through the SIP route.

## Taxability of earnings:

### Capital gains:

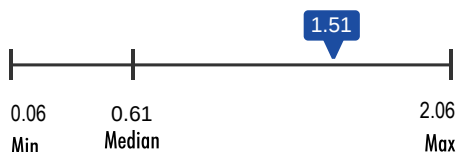
The following tax treatment is based upon last 12-months asset allocation and may vary from other funds in the category.

- If the mutual fund units are sold after 2 years from the date of investment, gains are taxed at the rate of 12.5%.
- If the mutual fund units are sold within 2 years from the date of investment, entire amount of gain is added to the investors' income and taxed according to the applicable slab rate.
- No tax is to be paid as long as you continue to hold the units.

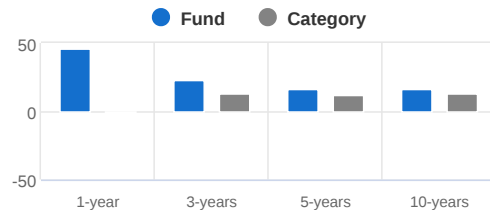
### Dividends:

- Dividends are added to the income of the investors and taxed according to their respective tax slabs. Further, if an investor's dividend income exceeds Rs 10,000 in a financial year, the fund house also deducts a TDS of 10% before distributing the dividend.

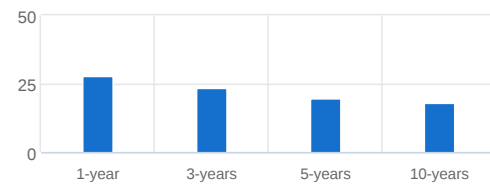
## Expense Ratio (%)



## Trailing Returns (%)



## SIP Returns (%)



## Risk Measures

	Fund	Index*	Cat avg
Standard Deviation	14.92	14.63	
Sharpe Ratio	1.07	0.49	
Beta	--	--	
R-Squared	--	--	
Sortino Ratio			
Alpha			

## Investment Information

AMC:	DSP Investment Managers Pvt. Ltd.
Website:	https://www.dspim.com/
Registrar:	Computer Age Management Ser...
Min Inv (₹):	100
Min SIP Inv (₹):	100
Exit Load:	Nil
<b>NAV</b>	
Growth:	84.24
IDCW:	67.03

## Portfolio Characteristics

Number of Stocks

Avg Mkt Cap (₹ Cr)

Portfolio P/B Ratio\*

Portfolio P/E Ratio\*

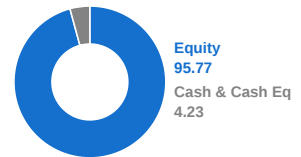
3Y Earnings Growth (%)

## Top Holdings (%)

Company	Sector	3Y-Range	Assets
Black Rock Global Fund...	Unspecified	-	95.77

## Top 5 Holdings (%) Asset Allocation (%)

The underlying data is unavailable.



All data as on 31-Mar-2026

\*BSE 500 TRI

# Thinking of Investing in DSP US Specific Equity Omni FoF Dir ?

## Before you do, consider this:

Value Research Fund Advisor has analysed thousands of mutual funds to create a curated list of recommendations with the highest potential to achieve your financial goals. With our personalised advice and expert insights, you can build a successful mutual fund portfolio with confidence

## Why choose Value Research Fund Advisor?



### Personalized fund portfolios

Investment plans tailored to your investment goals, risk profile, and timeline



### Top Mutual fund picks

Handpicked list of funds for every investing need, updated regularly



### Buy Sell Hold guidance

Know which of your funds are investment worthy and which you should exit

[Start Now!](#)



**Value Research**  
**Fund Advisor**

Expert Guidance for Every Investment Goal