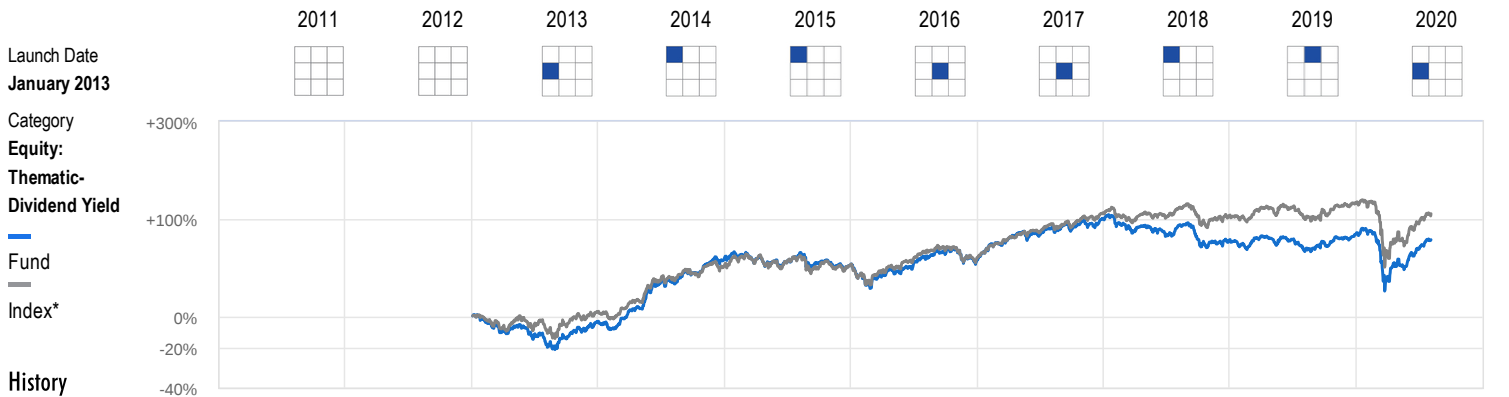


# Aditya Birla Sun Life Dividend Yield Fund - Direct Plan - Direct

Unrated



Rating	2011	2012	2013	2014	2015	2016	2017	2018	2019	2020
Rating	-	-	Unrated	Unrated	Unrated	★	★	Unrated	Unrated	Unrated
Nav(₹)	-	-	92.38	145.08	138.23	143.00	191.98	165.20	171.97	165.2700
Quartile Ranking				1	4	4	4	4	3	
Total Return(%)	-	-	--	57.05	-4.72	3.45	34.25	-13.88	4.10	-4.37
Index*	-	-	4.93	38.93	0.45	5.15	37.60	-1.80	8.98	-7.10
Rank (Funds/Category)	-	-	-/-	1/4	5/5	5/5	4/5	5/5	4/6	-/-
Net Assets (₹Cr)	-	-	1,039	1,280	1,108	966	1,094	836	753	635

## Suitability

This is a fund that invests mainly in companies which have a high dividend yield, which is basically a financial ratio that indicates how much a company pays out in dividends each year relative to its share price.

We believe that investors should avoid funds that have a narrowly defined investment mandate such as this one. Instead, they should invest in multi-cap funds which provide complete freedom to the fund management team to invest in companies from which it expects maximum gains.

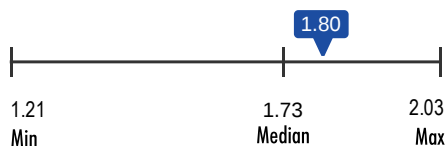
But if you do invest, you must do so only through the SIP route. Click here to read a primer on SIP investing.

## Taxability of earnings:

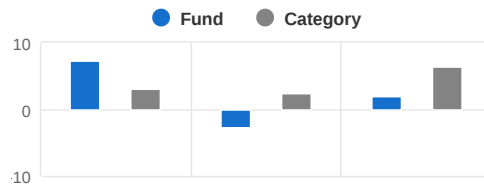
**Capital gains:** If the mutual fund units are sold after 1 year from the date of investment, gains upto Rs 1 lakh in a financial year are exempt from tax. Gains over Rs 1 lakh are taxed at the rate of 10%. If the mutual fund units are sold within 1 year from the date of investment, entire amount of gain is taxed at the rate of 15%. No tax is to be paid as long as you continue to hold the units.

**Dividends:** Dividends are added to the income of the investors and taxed according to their respective tax slabs. Further, if an investor's dividend income exceeds Rs. 5,000 in a financial year, the fund house also deducts a TDS of 10% before distributing the dividend.

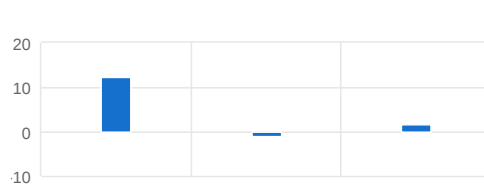
## Expense Ratio (%)



## Trailing Returns (%)



## SIP Returns (%)



## Risk Measures

	Fund	Index*	Cat Avg
Standard Deviation	20.69	21.74	19.07
Sharpe Ratio	-0.29	-0.02	-0.17
Beta	0.93	--	0.85
R-Squared	0.96	--	0.93
Sortino Ratio			

Alpha

## Investment Information

AMC:	Aditya Birla Sun Life AMC Ltd.
Website:	http://mutualfund.adityabirlacapital.com
Registrar:	Computer Age Management Ser...
Min Inv (₹):	1,000
Min SIP Inv (₹):	1,000
Exit Load:	For units in excess of 15% of the inv...
<b>Nav</b>	
Growth:	165.27
Dividend:	22.55

## Portfolio Characteristics

Number of Stocks	54
Avg Mkt Cap (₹ Cr)	27,802
Portfolio P/B Ratio	2.03
Portfolio P/E Ratio	14.51
3Y Earnings Growth (%)	5.06



## Top Holdings (%)

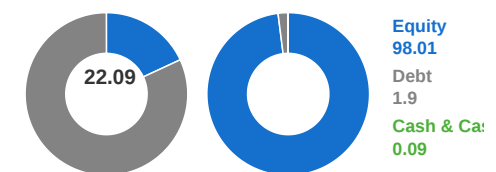
Company	Sector	3Y-Range	Assets
Infosys	Technology	1.91-7.48	7.18
ICICI Securities	Financial	0.00-4.95	4.95
Dhanuka Agritech	Chemicals	1.35-3.79	3.79
Sanofi India	Healthcare	1.96-4.12	3.10
L&T Infotech	Technology	0.00-3.07	3.07
ITC	FMCG	0.00-5.32	2.95
Pfizer	Healthcare	1.52-4.45	2.76
Coal India	Energy	0.00-5.98	2.73
Orient Refractories Ltd.	Construction	1.50-3.29	2.69
NTPC	Energy	0.00-3.04	2.54

## Top Sector Weights (%)

	Fund	Category	3Y-Range
Energy	16.99	21.27	8.31-20.25
Technology	16.63	16.32	4.79-16.87
Financial	16.51	10.05	15.23-26.64
FMCG	13.81	14.14	5.05-15.80
Healthcare	8.09	6.78	4.48-10.98

## Top 5 Holdings (%)

## Asset Allocation (%)



All data as on 04-Aug-2020

\*S&P BSE 500 TRI