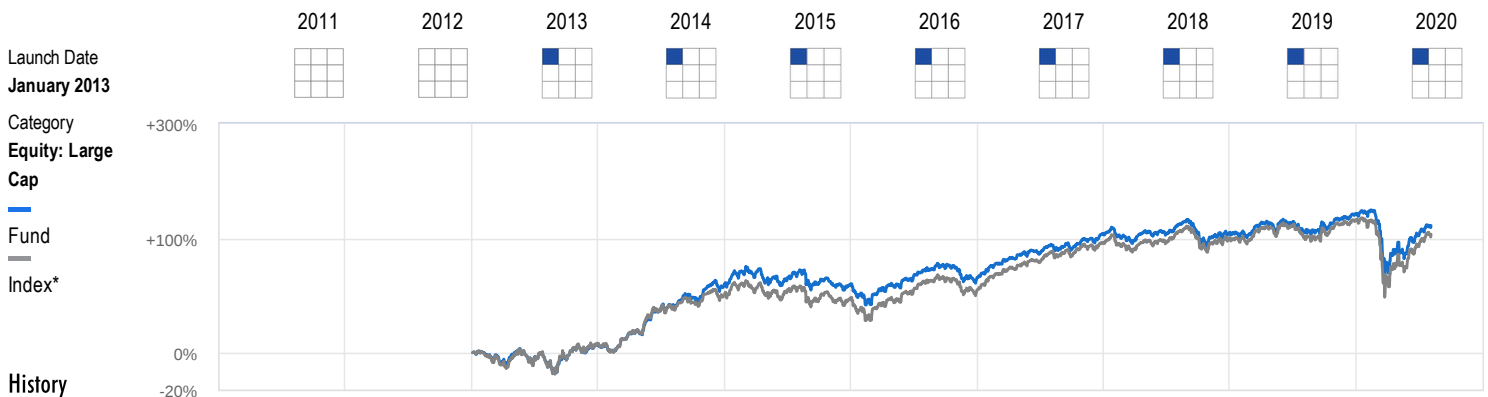


UTI Mastershare Fund - Direct Plan - Direct



History	2011	2012	2013	2014	2015	2016	2017	2018	2019	2020
Rating	-	-	Unrated	Unrated	Unrated	★★★★	★★★★	★★★★	★★★★	★★★★
Nav(₹)	-	-	61.28	88.15	88.14	91.82	119.84	120.45	134.37	125.7720
Quartile Ranking				2	2	2	2	2	3	
Total Return(%)	-	-	--	43.84	-0.01	4.18	30.52	0.51	11.56	-6.40
Index*	-	-	7.56	34.21	-1.95	5.02	33.27	2.61	10.92	-7.71
Rank (Funds/Category)	-	-	-/-	13/51	24/50	21/49	24/50	27/54	41/58	15/49
Net Assets (₹Cr)	-	-	2,254	2,962	2,957	3,655	5,030	5,570	6,477	5,886

Suitability

When you invest for five years or more, you can expect gains that comfortably beat the inflation rate as well as returns of fixed income options. But be prepared for ups and downs in your investment value along the way.

This is a fund that invests in big companies. Compared to those that invest in smaller companies, such funds tend to fall less when stock prices fall. Therefore, they are more suited to conservative equity investors.

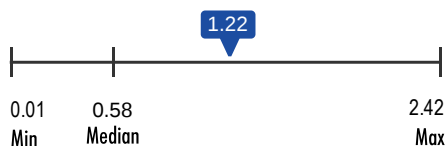
Like for all equity funds, you must invest only through the SIP route. Click here to read a primer on SIP investing.

Taxability of earnings:

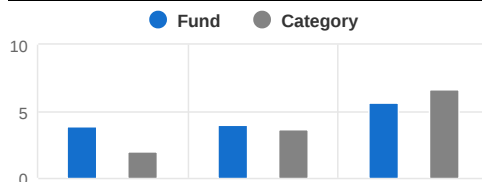
Capital gains: If the mutual fund units are sold after 1 year from the date of investment, gains upto Rs 1 lakh in a financial year are exempt from tax. Gains over Rs 1 lakh are taxed at the rate of 10%. If the mutual fund units are sold within 1 year from the date of investment, entire amount of gain is taxed at the rate of 15%. No tax is to be paid as long as you continue to hold the units.

Dividends: Dividends are added to the income of the investors and taxed according to their respective tax slabs. Further, if an investor's dividend income exceeds Rs. 5,000 in a financial year, the fund house also deducts a TDS of 10% before distributing the dividend.

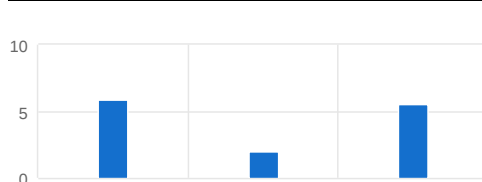
Expense Ratio (%)



Trailing Returns (%)



SIP Returns (%)



Risk Measures

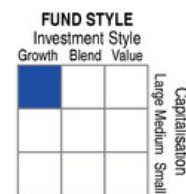
	Fund	Index*	Cat Avg
Standard Deviation	19.68	21.07	20.38
Sharpe Ratio	0.03	0.03	-0.01
Beta	0.93	--	0.95
R-Squared	0.99	--	0.96
Sortino Ratio			
Alpha			

Investment Information

AMC:	UTI Asset Management Company Ltd
Website:	http://www.utimf.com
Registrar:	KFin Technologies Pvt Ltd.
Min Inv (₹):	100
Min SIP Inv (₹):	100
Exit Load:	For units in excess of 10% of the inv...
Nav	
Growth:	125.77
Dividend:	32.32

Portfolio Characteristics

Number of Stocks	50
Avg Mkt Cap (₹ Cr)	1,31,407
Portfolio P/B Ratio	3.05
Portfolio P/E Ratio	22.92
3Y Earnings Growth (%)	-13.91



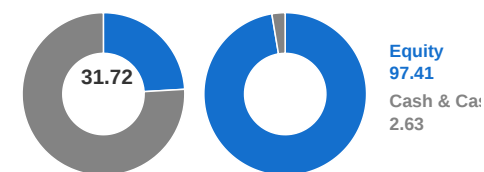
Top Holdings (%)

Company	Sector	3Y-Range	Assets
HDFC Bank	Financial	7.09-9.60	7.45
Infosys	Technology	5.48-7.85	7.36
ICICI Bank	Financial	5.25-9.11	6.50
HDFC	Financial	0.00-6.05	5.31
Bharti Airtel	Communic...	0.00-5.37	5.10
Tata Consultancy Services	Technology	3.01-6.33	4.46
Shree Cement	Construction	1.11-2.99	2.99
Hindustan Unilever	FMCG	0.00-2.80	2.80
Reliance Industries	Energy	2.15-5.17	2.45
Sun Pharmaceutical Inds.	Healthcare	1.16-2.60	2.43

Top Sector Weights (%)

	Fund	Category	3Y-Range
Financial	28.83	30.49	27.89-36.14
Technology	13.37	12.38	10.67-17.28
Healthcare	10.17	6.93	4.86-10.52
Energy	7.43	14.35	5.25-10.15
Automobile	6.88	5.32	5.51-14.57

Top 5 Holdings (%) Asset Allocation (%)



All data as on 04-Aug-2020

*S&P BSE 100 TRI