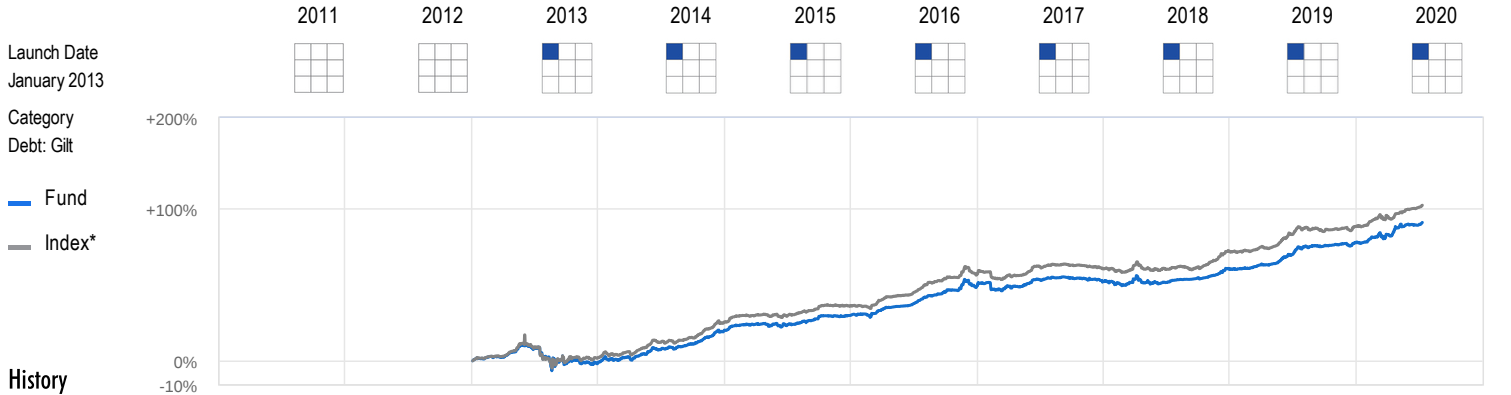


Axis Gilt Fund - Direct Plan - Direct

☆☆☆



History	2011	2012	2013	2014	2015	2016	2017	2018	2019	2020
Launch Date	January 2013									
Category	Debt: Gilt									
Rating	-	-	Unrated	★	★★	★★★	★★	★★	★★★★	★★★★
Nav(₹)	-	-	10.64	12.29	13.13	15.01	15.31	16.20	18.22	19.9965
Quartile Ranking				3	3	3	3	4	1	
Total Return(%)	-	-	--	15.53	6.86	14.33	1.95	5.79	12.50	9.73
Index*	-	-	2.17	17.49	7.37	15.57	2.40	8.25	11.82	10.17
Rank (Funds/Category)	-	-	-/-	24/32	17/33	25/34	24/34	17/22	5/21	8/21
Net Assets (₹Cr)	-	-	43	102	144	160	45	36	46	146

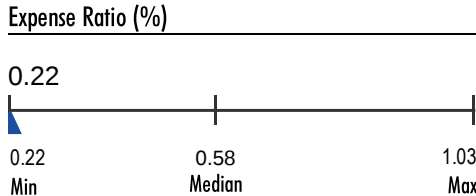
Suitability

This is a fund that invests mainly in bonds issued by the government of India. These bonds do not carry any risk of default since the repayment of investors' money is backed by the government. But they are prone to sharper ups and downs because of changes in interest rates. Like most other debt fund categories, we believe that retail investors can avoid this one as well. In our opinion, debt funds make sense for retail investors only if they are investing for 3 years or less. For that kind of investment horizon, Liquid Debt funds and Short Term debt funds are much more suitable.

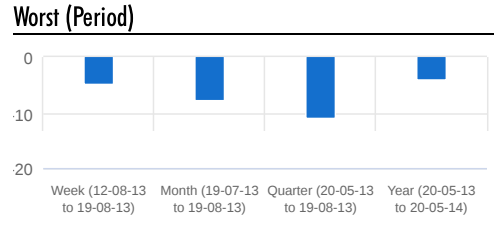
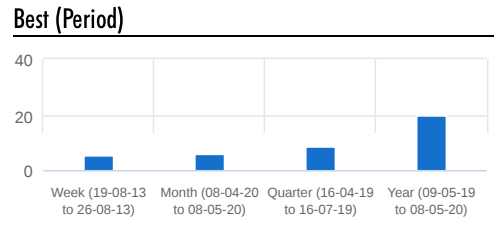
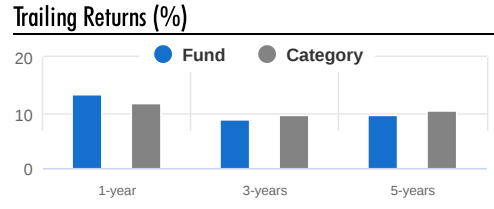
Taxability of earnings:

Capital gains: If the mutual fund units are sold after 3 years from the date of investment, gains are taxed at the rate of 20% after providing the benefit of inflation indexation. If the mutual fund units are sold within 3 years from the date of investment, entire amount of gain is added to the investors' income and taxed according to the applicable slab rate. No tax is to be paid as long as you continue to hold the units.

Dividends: Dividends paid by the mutual fund scheme are taxed at the rate of 25% (effectively 29.12%, including surcharge and cess). This is known as Dividend Distribution Tax (DDT). Though the investor does not pay this tax directly, it is deducted from the dividend income before passing on to the investor.



All data as on 10-Jul-2020



Risk Measures

	Fund	Index*	Cat Avg
Standard Deviation	4.10	4.76	3.89
Sharpe Ratio	0.75	0.80	0.76

Investment Information

AMC: Axis Asset Management Company Ltd.
 Website: <http://www.axismf.com>
 Registrar: KFin Technologies Pvt Ltd.
 Min Inv (₹): 5,000
 Min SIP Inv (₹): 1,000
 Exit Load: Nil

Nav

Growth: 19.9965
 Dividend Half: 11.5964
 Yearly:

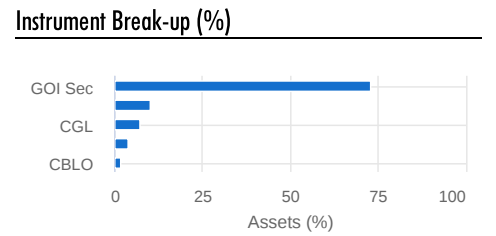
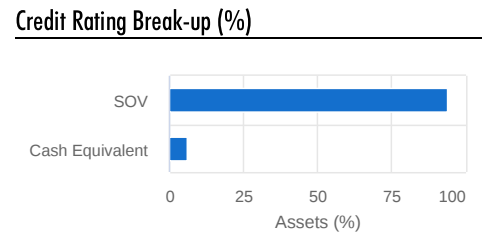
Portfolio Characteristics

Number of Securities	6
Average Maturity (yrs)	12.10
Avg Maturity 52W High (yrs)	12.10
Avg Maturity 52W Low (yrs)	4.30
Avg Credit Rating	GOI/Cash



Top Holdings (%)

Company	Instrument	Assets
7.26% GOI 14/01/2029	GOI Securities	36.97
6.19% GOI 16/09/2034	GOI Securities	36.13
6.83% GOI 19/01/2039	Central Government Loan	7.14
Reserve Bank of India 182-D...	Treasury Bills	6.85
8.18% Haryana State 15/06/...	State Development Loan	3.71
Reserve Bank of India 91-D ...	Treasury Bills	3.43



*CCIL All Sovereign Bond - TRI