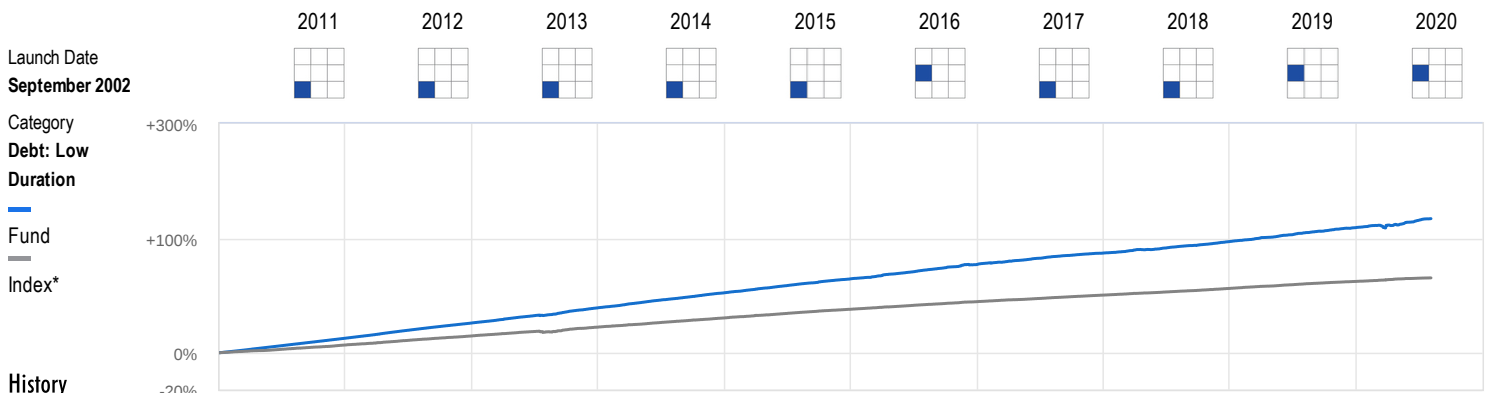


ICICI Prudential Savings Fund - Regular



Rating	2011	2012	2013	2014	2015	2016	2017	2018	2019	2020
Rating	★★★★★	★★★	★★★★★	★★★★★	★★★	★★	★★★★★	★★★★★	★★★★★	★★★★★
Nav(₹)	195.49	214.39	235.03	257.33	279.99	305.38	327.07	350.79	381.58	402.8432
Quartile Ranking	2	3	1	1	1	1	1	2	1	
Total Return(%)	9.18	9.61	9.62	9.49	8.81	9.07	7.10	7.21	8.78	5.55
Index*	4.80	5.57	5.50	5.71	5.38	4.73	4.04	4.06	4.34	2.16
Rank (Funds/Category)	15/42	15/23	2/23	3/23	5/23	4/25	6/25	9/26	3/26	-/-
Net Assets (₹Cr)	--	12,279	9,531	12,352	15,229	19,116	22,015	16,506	21,308	18,689

Suitability

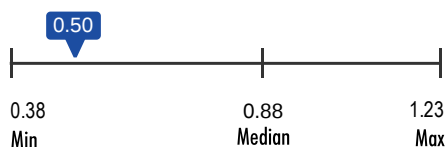
Low Duration debt funds invest in bonds maturing in six months to a year. They aim to earn slightly better returns than what you can get from a bank account or a short duration fixed deposit. The risk of incurring a loss in these funds is negligible but they do not guarantee returns or safety of capital. Retail investors can avoid these funds altogether. Here's why. Debt funds are very finely classified depending upon the maturity of the bonds they invest in. For instance, there's a different category of funds that invests in bonds of up to three months maturity, from the one that invests in bonds maturing in three to six months, and so on. We believe that such a nuanced classification adds little value to retail investors. They can avoid this complexity and simply invest the money they don't need for up to a year in a Liquid fund.

Taxability of earnings:

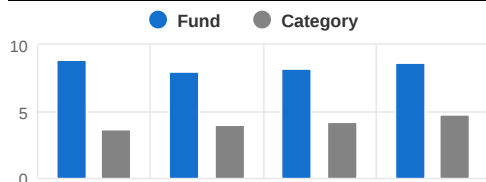
Capital gains: If the mutual fund units are sold after 3 years from the date of investment, gains are taxed at the rate of 20% after providing the benefit of inflation indexation. If the mutual fund units are sold within 3 years from the date of investment, entire amount of gain is added to the investors' income and taxed according to the applicable slab rate. No tax is to be paid as long as you continue to hold the units.

Dividends: Dividends are added to the income of the investors and taxed according to their respective tax slabs. Further, if an investor's dividend income exceeds Rs. 5,000 in a financial year, the fund house also deducts a TDS of 10% before distributing the dividend.

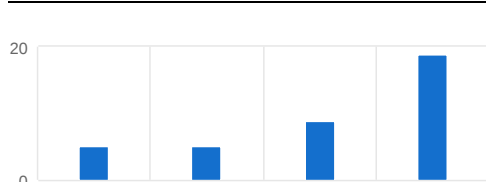
Expense Ratio (%)



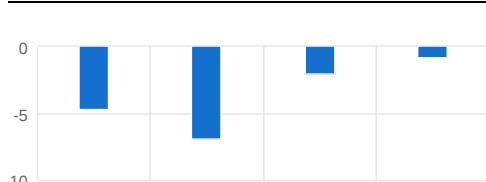
Trailing Returns (%)



Best (Period)



Worst (Period)



Risk Measures

	Fund	Index*	Cat Avg
Standard Deviation	1.09	0.29	4.36
Sharpe Ratio	2.30	-4.08	1.08

Investment Information

AMC: ICICI Prudential Asset Management Company Ltd
 Website: <http://www.icicipruamc.com>
 Registrar: Computer Age Management Ser...
 Min Inv (₹): 100
 Min SIP Inv (₹): 100
 Exit Load: Nil
Nav
 Growth: 402.8432
 Dividend Weekly: 105.4564

Portfolio Characteristics

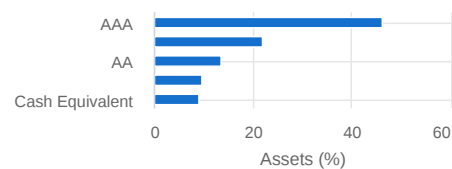
Number of Securities	171
Average Maturity (yrs)	1.06
Avg Maturity 52W High (yrs)	1.17
Avg Maturity 52W Low (yrs)	0.94
Avg Credit Rating	AAA



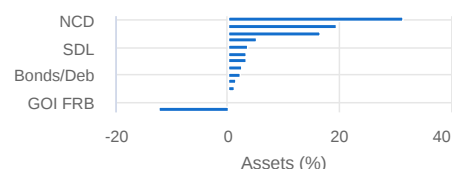
Top Holdings (%)

Company	Instrument	Assets
Reliance Industries 364-D 10...	Commercial Paper	5.85
7.99% State Bank of India 28...	Non Convertible Debent...	5.40
SIDBI 16/03/2021	Commercial Paper	2.61
8.95% Pipeline Infrastructure...	Non Convertible Debent...	2.59
7.99% LIC Housing Fin. 2029	Non Convertible Debent...	2.52
7.80% GOI 2021	Central Government Loan	2.00
8.90% Bharti Telecom 17/02/...	Non Convertible Debent...	2.00
Tata Motors 138-D 09/09/2020	Commercial Paper	1.85
7.00% Reliance Industries 31...	Non Convertible Debent...	1.83
6.99% HDFC 25/11/2021	Non Convertible Debent...	1.78

Credit Rating Break-up (%)



Instrument Break-up (%)



All data as on 04-Aug-2020

*CCIL T Bill Liquidity Weight