

Launch Date	March 2011									
Category	Equity: International									
Rating	Unrated	Unrated	Unrated	Unrated	Unrated	Unrated	Unrated	Unrated	Unrated	Unrated
NAV(₹)	405.75	428.33	606.67	919.17	119.45	88.58	136.64	175.65	221.40	218.6666
Quartile Ranking	2	1	1	1	1	4	1	1	2	
Total Return(%)	22.20	5.53	41.63	51.51	29.96	-25.84	54.24	28.29	26.05	-1.23
Index*	37.60	-1.80	8.98	18.41	31.63	4.77	26.55	15.67	7.63	-12.19
Rank (Funds/Category)	11/37	4/37	2/38	3/37	3/40	50/62	8/69	14/68	29/66	-/-
Net Assets (₹Cr)	69	102	338	2,589	6,273	4,830	7,008	8,868	11,211	11,230

Suitability

This fund invests mainly in the shares of foreign companies listed outside India. Being passively managed, it replicates the portfolio of its chosen benchmark index. International equity funds are suitable to invest a part of your money for diversification, so that if the Indian markets are going through a sharp correction a portion of your money is insulated. But invest in them only if you have an investment horizon of more than five years, and do so only through the SIP route.

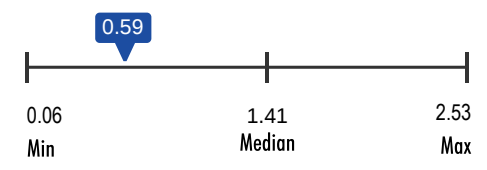
Taxability of earnings:

- Capital gains:**
- If the mutual fund units are sold after 1 year from the date of investment, gains are taxed at the rate of 12.5%.
 - If the mutual fund units are sold within 1 year from the date of investment, entire amount of gain is added to the investors' income and taxed according to the applicable slab rate.
 - No tax is to be paid as long as you continue to hold the units.

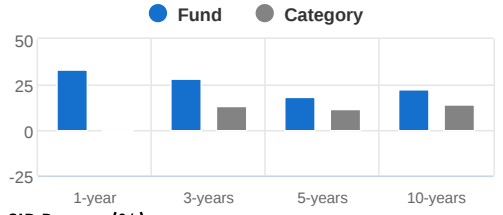
Dividends:

- Dividends are added to the income of the investors and taxed according to their respective tax slabs. Further, if an investor's dividend income exceeds Rs 10,000 in a financial year, the fund house also deducts a TDS of 10% before distributing the dividend.

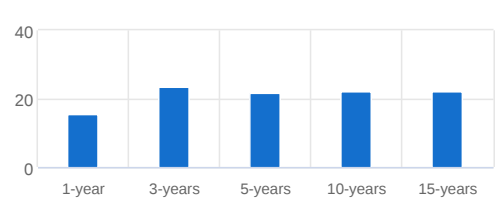
Expense Ratio (%)



Trailing Returns (%)



SIP Returns (%)



Risk Measures

	Fund	Index*	Cat avg
Standard Deviation	15.45	14.63	
Sharpe Ratio	1.29	0.49	
Beta	--	--	
R-Squared	--	--	
Sortino Ratio			
Alpha			

Investment Information

AMC: Motilal Oswal Asset Management Company Ltd.
 Website: <http://www.motilaloswalmf.com>
 Registrar: KFin Technologies Ltd.
 Min Inv (₹): 500
 Min SIP Inv (₹): --
 Exit Load: Nil
NAV
 Growth: 218.67

Portfolio Characteristics

Number of Stocks	98	Investment Style	Growth Blend Value
Avg Mkt Cap (₹ Cr)	52,94,184	Capitalisation	Large Medium Small
Portfolio P/B Ratio	8.02	Not Available	
Portfolio P/E Ratio	30.73		
3Y Earnings Growth (%)	--		

Top Holdings (%)

Company	Sector	3Y-Range	Assets
NVIDIA Corporation (USA)	Technology	-	8.39
Apple Inc. (USA)	Technology	-	7.61
Microsoft Corporation (US)	Technology	-	5.69
Amazon.com Inc. (USA)	Consumer ...	-	4.38
Tesla	Consumer ...	-	3.92
Meta Platforms	Technology	-	3.71
Alphabet Inc Class A	Technology	-	3.54
Wal-Mart Stores (US)	Consumer ...	-	3.37
Alphabet Inc Class C	Technology	-	3.28
Broadcom	Technology	-	2.94

Top Sector Weights (%)

	Fund	Category	3Y-Range
Technology	66.59	49.85	66.14-72.94
Consumer Discretionary	14.51	12.15	14.51-17.62
Consumer Staples	6.97	5.20	2.94-6.97
Healthcare	5.24	6.30	3.97-6.78
Industrials	3.12	11.31	2.27-3.12

Top 5 Holdings (%) Asset Allocation (%)



All data as on 02-Apr-2026

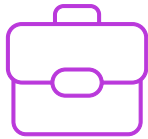
*BSE 500 TRI

Thinking of Investing in Motilal Oswal NASDAQ 100 ETF ?

Before you do, consider this:

Value Research Fund Advisor has analysed thousands of mutual funds to create a curated list of recommendations with the highest potential to achieve your financial goals. With our personalised advice and expert insights, you can build a successful mutual fund portfolio with confidence

Why choose Value Research Fund Advisor?



Personalized fund portfolios

Investment plans tailored to your investment goals, risk profile, and timeline



Top Mutual fund picks

Handpicked list of funds for every investing need, updated regularly



Buy Sell Hold guidance

Know which of your funds are investment worthy and which you should exit

[Start Now!](#)



Value Research
Fund Advisor

Expert Guidance for Every Investment Goal