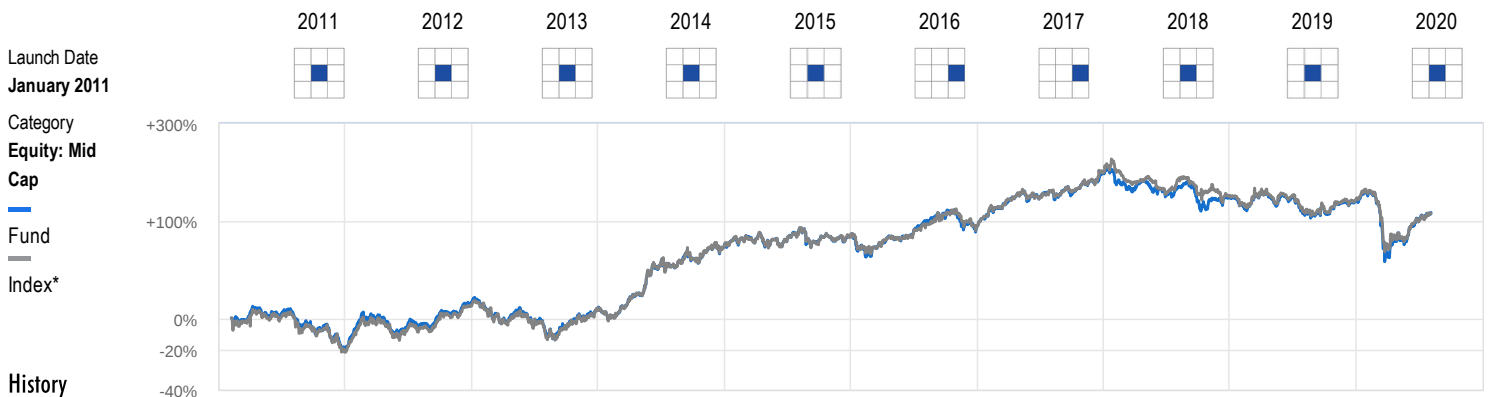


Motilal Oswal Midcap 100 Exchange Traded Fund - Regular

Unrated



Rating	2011	2012	2013	2014	2015	2016	2017	2018	2019	2020
Rating	Unrated	Unrated	Unrated	★	★	★★	★★	★★★	Unrated	Unrated
Nav(₹)	6.20	8.70	8.35	13.09	13.97	14.92	21.87	18.52	17.87	16.4581
Quartile Ranking		3	4	4	3	2	1	3	4	
Total Return(%)	--	40.06	-4.00	56.81	6.69	6.78	46.59	-15.23	-3.48	-8.95
Index*	-28.73	37.87	-2.34	60.20	12.63	6.75	52.68	-12.94	0.88	-4.04
Rank (Funds/Category)	-/-	12/20	19/20	17/19	14/20	7/20	5/21	16/22	23/24	-/-
Net Assets (₹Cr)	--	187	36	154	58	24	24	23	32	36

Suitability

When you invest for seven years or more, you can expect gains that comfortably beat the inflation rate as well as returns from fixed income options. This is a fund that invests in medium-sized companies. Compared to those that invest in larger companies, such funds tend to fall more when stock prices fall. So while you can expect higher returns in the long term, there will be more severe ups and downs along the way.

Like for all equity funds, you must invest only through the SIP route. Click here to read a primer on SIP investing.

Taxability of earnings:

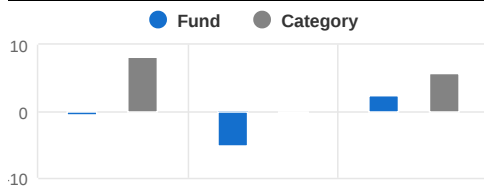
Capital gains: If the mutual fund units are sold after 1 year from the date of investment, gains upto Rs 1 lakh in a financial year are exempt from tax. Gains over Rs 1 lakh are taxed at the rate of 10%. If the mutual fund units are sold within 1 year from the date of investment, entire amount of gain is taxed at the rate of 15%. No tax is to be paid as long as you continue to hold the units.

Dividends: Dividends are added to the income of the investors and taxed according to their respective tax slabs. Further, if an investor's dividend income exceeds Rs. 5,000 in a financial year, the fund house also deducts a TDS of 10% before distributing the dividend.

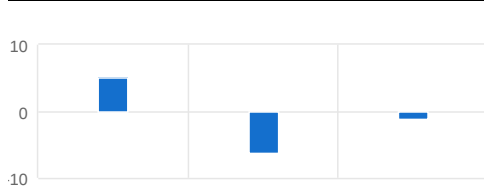
Expense Ratio (%)



Trailing Returns (%)



SIP Returns (%)



Risk Measures

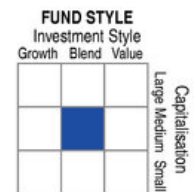
	Fund	Index*	Cat Avg
Standard Deviation	27.02	25.61	23.39
Sharpe Ratio	-0.25	-0.10	-0.14
Beta	1.04	--	0.89
R-Squared	0.98	--	0.95
Sortino Ratio			
Alpha			

Investment Information

AMC: Motilal Oswal Asset Management Company Ltd.
 Website: <http://www.motilaloswalmf.com>
 Registrar: KFin Technologies Pvt Ltd.
 Min Inv (₹): 500
 Min SIP Inv (₹): --
 Exit Load: Nil
Nav
 Growth: 16.46

Portfolio Characteristics

Number of Stocks	100
Avg Mkt Cap (₹ Cr)	15,622
Portfolio P/B Ratio	1.70
Portfolio P/E Ratio	-47.64
3Y Earnings Growth (%)	-5.77




Top Holdings (%)

Company	Sector	3Y-Range	Assets
Tata Consumer Products	FMCG	1.02-3.81	3.81
MRF	Automobile	0.00-2.56	2.30
Trent	Services	0.00-2.26	2.26
Jubilant FoodWorks	Services	0.69-2.38	2.17
Apollo Hospitals	Healthcare	1.25-2.45	2.13
Volta	Cons Dura...	1.68-2.46	2.08
Ipsca Laboratories	Healthcare	0.00-2.02	1.87
Crompton Greaves Cons...	Cons Dura...	0.00-1.82	1.82
Bharat Electronics	Engineering	0.00-2.03	1.74
Max Financial Services	Financial	0.00-1.74	1.73

Top Sector Weights (%)

	Fund	Category	3Y-Range
Financial	20.98	15.50	17.87-33.27
Healthcare	12.64	13.94	8.03-14.98
Automobile	9.97	7.10	4.04-9.97
FMCG	7.99	7.39	4.15-7.99
Services	7.58	6.68	5.39-12.30

Top 5 Holdings (%) Asset Allocation (%)



All data as on 04-Aug-2020

*S&P BSE 150 MidCap TRI