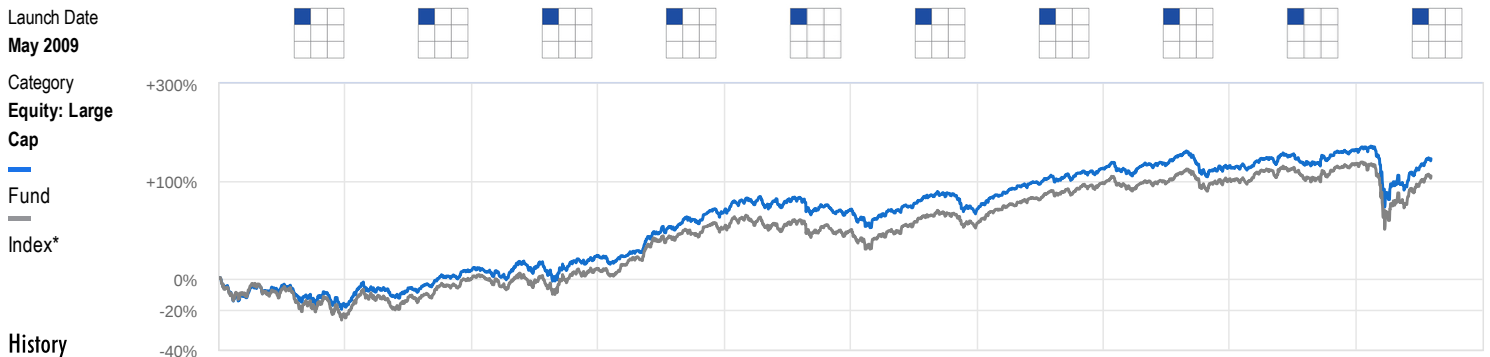
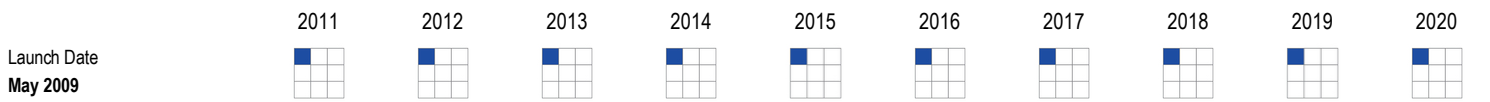


Edelweiss Large Cap Fund - Regular Plan - Regular



History

Rating	Unrated	★★★	★★★★	★★★★	★★★★	★★	★★★★	★★★★★	★★★★★	★★★★★	★★★★★
Nav(₹)	12.36	16.04	17.82	24.53	24.72	24.82	33.21	33.77	37.66	35.5200	
Quartile Ranking	1	2	1	2	2	4	1	3	3		
Total Return(%)	-18.58	29.59	11.10	37.65	0.77	0.40	33.80	1.68	11.52	-7.12	
Index*	-24.75	32.01	7.56	34.21	-1.95	5.02	33.27	2.61	10.92	-7.71	
Rank (Funds/Category)	9/64	15/58	3/60	24/65	20/65	73/76	12/83	50/91	60/100	-/-	
Net Assets (₹Cr)	--	13	24	57	104	151	134	144	177	177	

Suitability

When you invest for five years or more, you can expect gains that comfortably beat the inflation rate as well as returns of fixed income options. But be prepared for ups and downs in your investment value along the way.

This is a fund that invests in big companies. Compared to those that invest in smaller companies, such funds tend to fall less when stock prices fall. Therefore, they are more suited to conservative equity investors.

Like for all equity funds, you must invest only through the SIP route. Click here to read a primer on SIP investing.

Taxability of earnings:

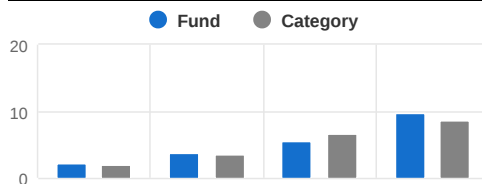
Capital gains: If the mutual fund units are sold after 1 year from the date of investment, gains upto Rs 1 lakh in a financial year are exempt from tax. Gains over Rs 1 lakh are taxed at the rate of 10%. If the mutual fund units are sold within 1 year from the date of investment, entire amount of gain is taxed at the rate of 15%. No tax is to be paid as long as you continue to hold the units.

Dividends: Dividends are added to the income of the investors and taxed according to their respective tax slabs. Further, if an investor's dividend income exceeds Rs. 5,000 in a financial year, the fund house also deducts a TDS of 10% before distributing the dividend.

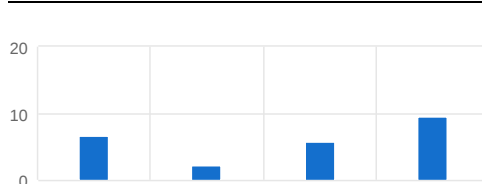
Expense Ratio (%)



Trailing Returns (%)



SIP Returns (%)



Risk Measures

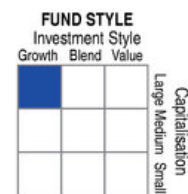
	Fund	Index*	Cat Avg
Standard Deviation	20.81	21.07	20.37
Sharpe Ratio	0.05	0.03	0.00
Beta	0.98	--	0.95
R-Squared	0.98	--	0.96
Sortino Ratio			
Alpha			

Investment Information

AMC:	Edelweiss Asset Management Ltd.
Website:	http://www.edelweissmf.com
Registrar:	KFin Technologies Pvt Ltd.
Min Inv (₹):	5,000
Min SIP Inv (₹):	500
Exit Load:	1% for redemption within 365 days
Nav	
Growth:	35.52
Dividend:	17.58

Portfolio Characteristics

Number of Stocks	64
Avg Mkt Cap (₹ Cr)	1,26,340
Portfolio P/B Ratio	2.99
Portfolio P/E Ratio	21.27
3Y Earnings Growth (%)	-2.40



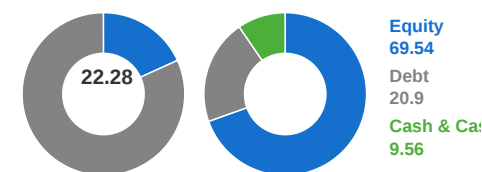
Top Holdings (%)

Company	Sector	3Y-Range	Assets
Reliance Industries	Energy	3.84-7.45	6.13
Infosys	Technology	0.01-6.30	4.79
ICICI Bank	Financial	0.00-4.36	4.10
ITC	FMCG	1.87-5.12	3.83
HDFC	Financial	0.00-7.47	3.43
Bharti Airtel	Communic...	0.00-3.06	3.06
HCL Technologies	Technology	0.00-4.11	2.84
Nestle India	FMCG	0.00-2.89	2.57
Dr. Reddy's Lab	Healthcare	0.00-4.13	2.14
Larsen & Toubro	Construction	1.28-4.66	1.77

Top Sector Weights (%)

	Fund	Category	3Y-Range
Energy	12.35	14.35	7.06-15.06
FMCG	12.04	12.52	6.94-13.79
Technology	11.40	12.38	3.66-17.39
Healthcare	10.32	6.93	1.54-11.06
Financial	4.68	30.49	4.68-43.91

Top 5 Holdings (%) Asset Allocation (%)



All data as on 04-Aug-2020

*S&P BSE 100 TRI